

Mission Partner Review – quant analysis of responses to general questions

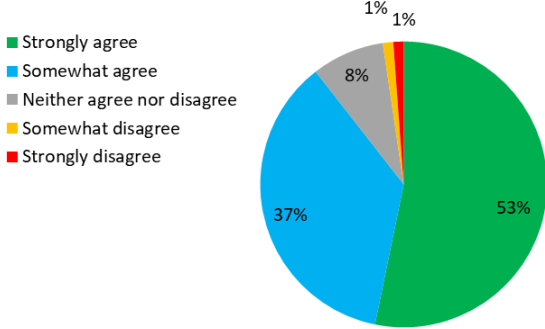
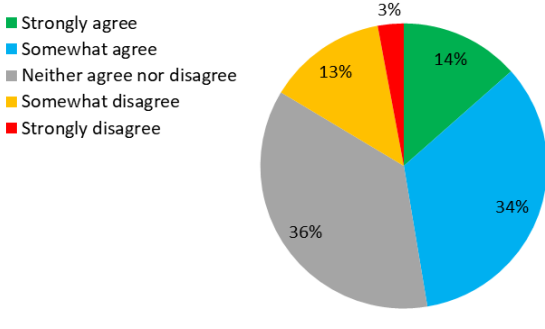
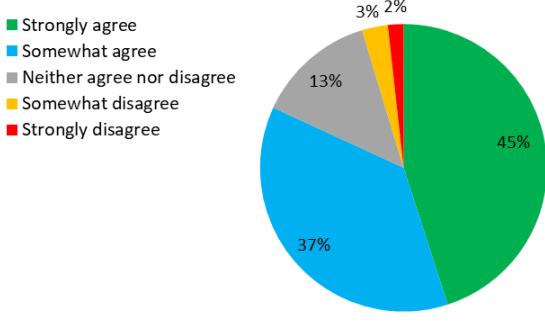
All respondents (survey ended 24th March 2018)

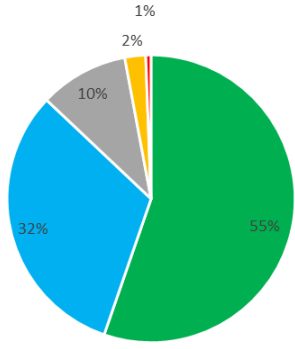
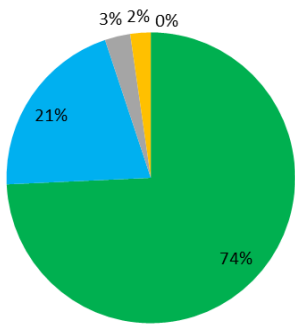
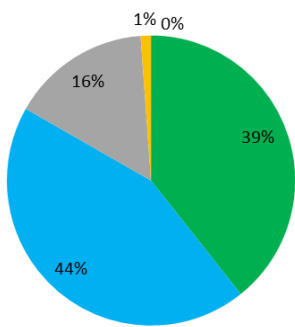
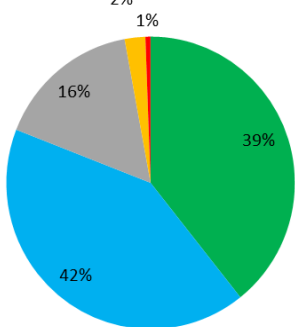
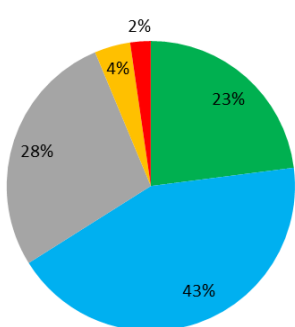
Question 1 asked respondents to self-identify according to their role in the Church, with the following results:

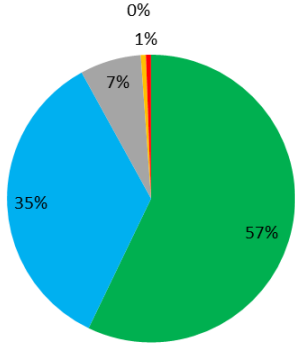
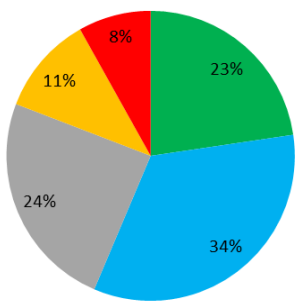
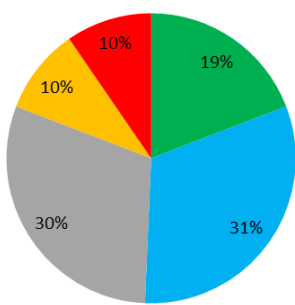
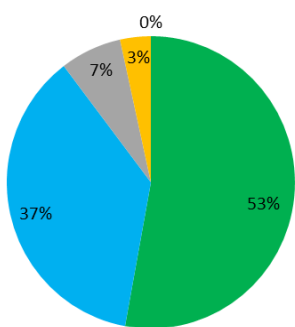
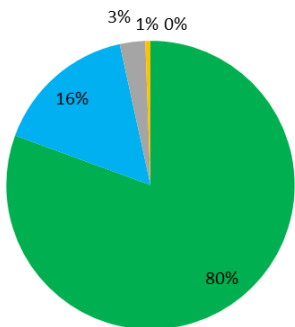
Current MP	19
Former MP	58
Worked in similar role	26
District Chair	12
One Mission Forum	25
Council	28
SRC	11
GRSOSC	3
Connexional Team	12
None of the above	38

In all, there were 185 responses but it should be appreciated that an individual might fit more than one of the above headings.

Question 2 asked for general views of the programme by testing the level of agreement with the following statements:		
<p>a) The existing Mission Partner programme benefits the Methodist Church in Britain</p>	<p>High level of agreement – 75% strongly or somewhat agreed</p>	<p>Legend: ■ Strongly agree ■ Somewhat agree ■ Neither agree nor disagree ■ Somewhat disagree ■ Strongly disagree</p>
<p>b) The Mission Partner programme benefits our overseas partners</p>	<p>Very high level of agreement – half strongly agreed, virtually no disagreement</p>	<p>Legend: ■ Strongly agree ■ Somewhat agree ■ Neither agree nor disagree ■ Somewhat disagree ■ Strongly disagree</p>

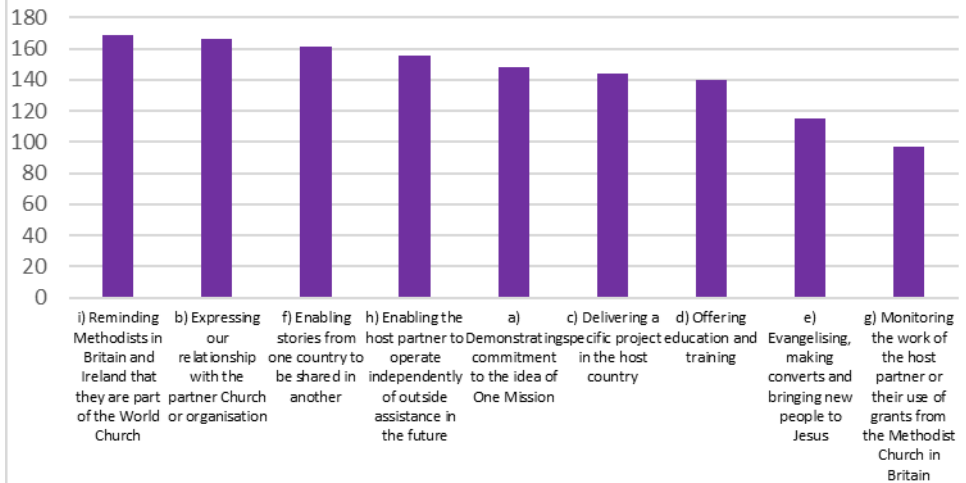
<p>c) The Mission Partner programme benefits those individuals who serve overseas</p>	<p>Again, an emphatic 'yes' to this question</p>	 <p> <ul style="list-style-type: none"> ■ Strongly agree ■ Somewhat agree ■ Neither agree nor disagree ■ Somewhat disagree ■ Strongly disagree </p>
<p>d) Being a Mission Partner is a calling</p>	<p>Even more emphatic!</p>	 <p> <ul style="list-style-type: none"> ■ Strongly agree ■ Somewhat agree ■ Neither agree nor disagree ■ Somewhat disagree ■ Strongly disagree </p>
<p>e) The Mission Partner programme is well suited to meeting contemporary needs and priorities</p>	<p>Respondents were much less sure about this – the largest group were undecided, although more agreed than disagreed.</p> <p>Many of the qualitative comments in response to this question reflect a concern that we still have an outmoded concept of 'sending' people overseas.</p>	 <p> <ul style="list-style-type: none"> ■ Strongly agree ■ Somewhat agree ■ Neither agree nor disagree ■ Somewhat disagree ■ Strongly disagree </p>
<p>f) Overall, the Mission Partner programme is an important expression of One Mission</p>	<p>Back to strong agreement with this statement.</p> <p>Some of the qualitative comments do however show that the concept of One Mission remains poorly understood or only 'on paper'</p>	 <p> <ul style="list-style-type: none"> ■ Strongly agree ■ Somewhat agree ■ Neither agree nor disagree ■ Somewhat disagree ■ Strongly disagree </p>
<p>Question 3 asked for any comments on these propositions – see qualitative responses. While the quant answers were generally strongly "in agreement" with the various sub-questions, the qual responses do show up some broader concerns. A great many such responses were made and reading them is important.</p> <p>Question 4 asked respondents to comment on what they saw as the aims of the programme</p>		

<p>a) Demonstrating commitment to the idea of One Mission</p>	<p>Continues the high level of approval seen in response to the previous question</p>	 <p>1% 2% 10% 32% 55%</p> <ul style="list-style-type: none"> ■ Important ■ Somewhat important ■ Neither important nor unimportant ■ Somewhat unimportant ■ Unimportant
<p>b) Expressing our relationship with the partner Church or organisation</p>	<p>Again, a very emphatic endorsement</p>	 <p>3% 2% 0% 21% 74%</p> <ul style="list-style-type: none"> ■ Important ■ Somewhat important ■ Neither important nor unimportant ■ Somewhat unimportant ■ Unimportant
<p>c) Delivering a specific project in the host country</p>	<p>While the percentage in the 'green' category was a little lower for this one, it is interesting that well over 80% saw mission partnership as a way of delivering a 'project'</p>	 <p>1% 0% 16% 39% 44%</p> <ul style="list-style-type: none"> ■ Important ■ Somewhat important ■ Neither important nor unimportant ■ Somewhat unimportant ■ Unimportant
<p>d) Offering education and training</p>	<p>Very similar</p>	 <p>2% 1% 16% 39% 42%</p> <ul style="list-style-type: none"> ■ Important ■ Somewhat important ■ Neither important nor unimportant ■ Somewhat unimportant ■ Unimportant
<p>e) Evangelising, making converts and bringing new people to Jesus</p>	<p>A slightly lower level of endorsement, but only 6% of respondents actively disagreed with this view of mission</p>	 <p>2% 4% 23% 43% 28%</p> <ul style="list-style-type: none"> ■ Important ■ Somewhat important ■ Neither important nor unimportant ■ Somewhat unimportant ■ Unimportant

<p>f) Enabling stories from one country to be shared in another</p>	<p>What is there not to like?</p>	 <p>■ Important ■ Somewhat important ■ Neither important nor unimportant ■ Somewhat unimportant ■ Unimportant</p>
<p>g) Monitoring the work of the host partner or their use of grants from the Methodist Church in Britain</p>	<p>Rather more resistance – but still less than 20% actively opposed - to the idea of the mission partner being there to ‘monitor’ things.</p> <p>The qual comments reflect some serious concerns about using MPs as ‘monitors’ and those comments should be read.</p>	 <p>■ Important ■ Somewhat important ■ Neither important nor unimportant ■ Somewhat unimportant ■ Unimportant</p>
	<p>The chart on the right shows the response ONLY from those who self-declared as Mission Partners. The level of agreement with the idea of ‘monitoring’ was slightly lower than the total survey but not spectacularly so.</p>	 <p>■ Important ■ Somewhat important ■ Neither important nor unimportant ■ Somewhat unimportant ■ Unimportant</p>
<p>h) Enabling the host partner to operate independently of outside assistance in the future</p>	<p>Back to very strong levels of support</p>	 <p>■ Important ■ Somewhat important ■ Neither important nor unimportant ■ Somewhat unimportant ■ Unimportant</p>
<p>i) Reminding Methodists in Britain and Ireland that they are part of the World Church</p>	<p>And a huge endorsement for this</p>	 <p>■ Important ■ Somewhat important ■ Neither important nor unimportant ■ Somewhat unimportant ■ Unimportant</p>

Given the high level of approval for all the propositions in Q3, a more useful way of viewing the results may be to rank the numbers answering "important" or "somewhat important".

Q4 - "important" and "somewhat important"

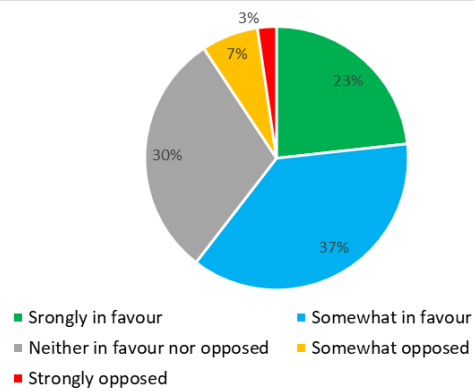


Question 5 asked for any comments on these propositions – see qualitative responses

Question 6 asked for reactions to various propositions for the future of the programme

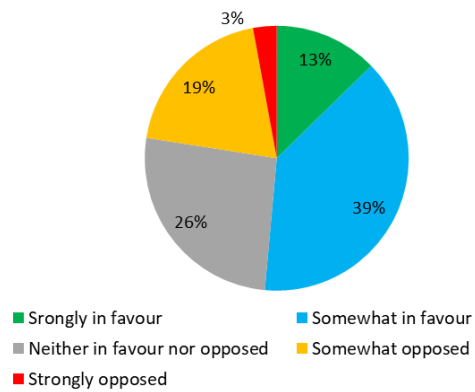
a) Expanding the existing programme

There was strong support for this but not on the overwhelming scale of the previous answers



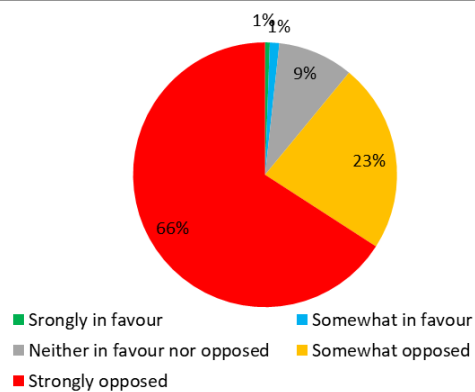
b) Sending more people but for a shorter length of time (say 1-3 years)

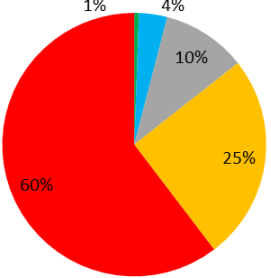
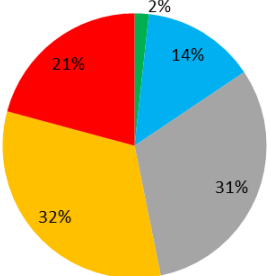
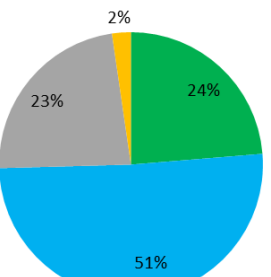
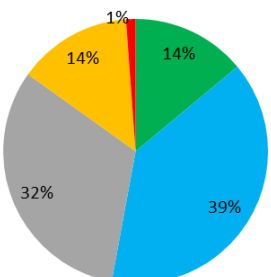
A 'cautious' welcome, with approaching a quarter of respondents actively opposed

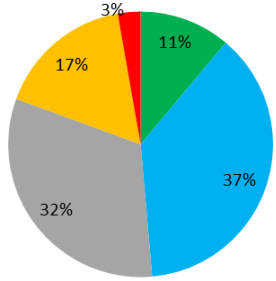
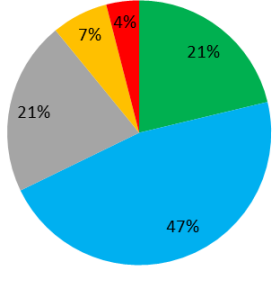
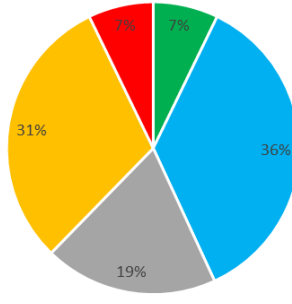
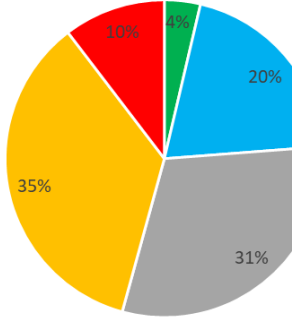


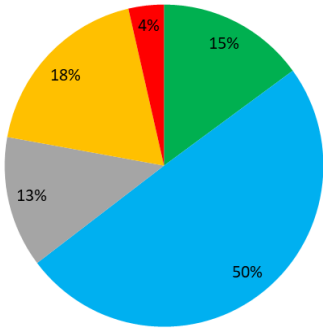
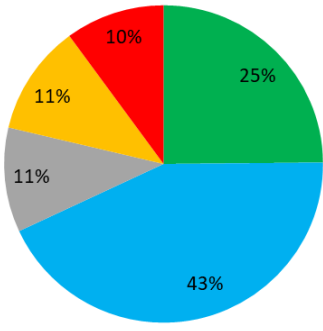
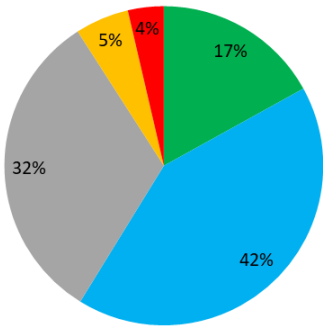
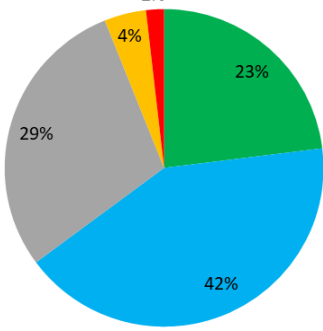
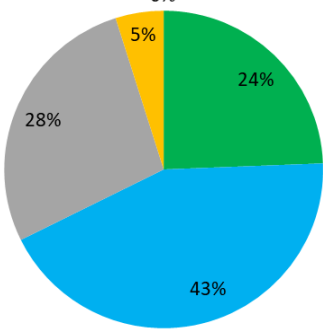
c) Only sending presbyters and deacons

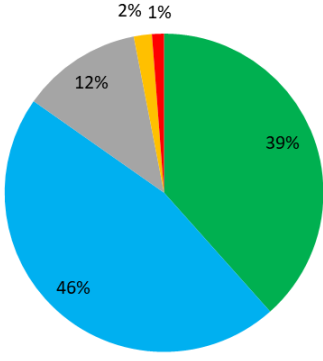
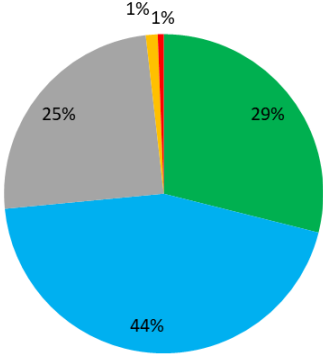
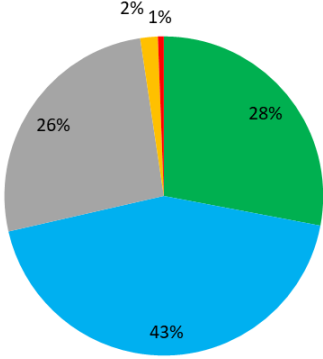
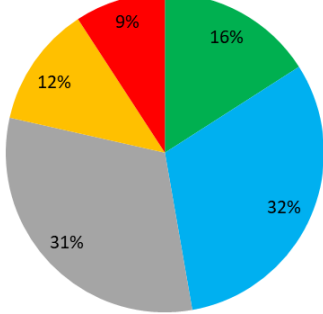
A firm 'no' !

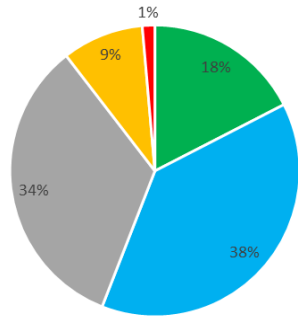
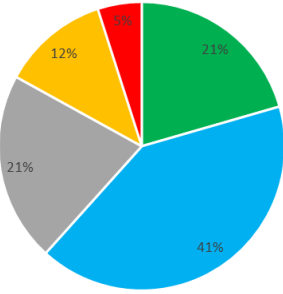


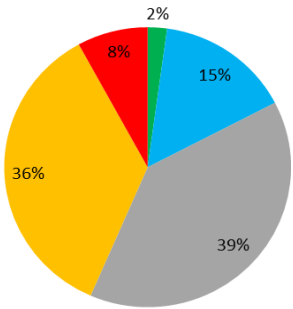
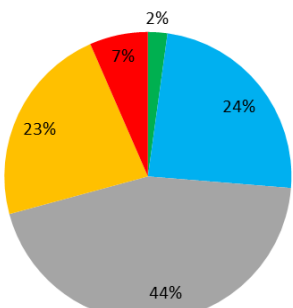
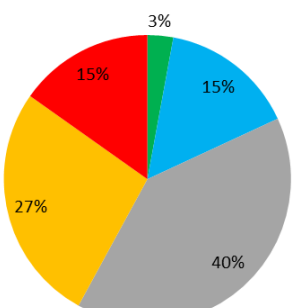
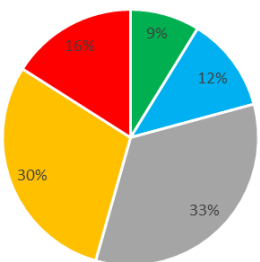
<p>d) Only sending lay people</p>	<p>Likewise. Clearly respondents saw no reason why the programme should be confined to either the ordained or the lay</p>	 <p>Legend: ■ Strongly in favour ■ Somewhat in favour ■ Neither in favour nor opposed ■ Somewhat opposed ■ Strongly opposed</p>
<p>e) Concentrating on sending young people, in the 18-25 age range</p>	<p>A very mixed response but with less than 20% in favour</p>	 <p>Legend: ■ Strongly in favour ■ Somewhat in favour ■ Neither in favour nor opposed ■ Somewhat opposed ■ Strongly opposed</p>
<p>f) Advertising specific posts instead of inviting general applications to serve</p>	<p>By contrast, this received a firm level of approval, with just 10% against</p>	 <p>Legend: ■ Strongly in favour ■ Somewhat in favour ■ Neither in favour nor opposed ■ Somewhat opposed ■ Strongly opposed</p>
<p>g) Bringing more people from overseas Churches to the UK</p>	<p>Three quarters supported this</p> <p>Quite a few of the qual comments said that options on offer here should not be seen as “either/or” and that the respondent preferred “both/and”. On the whole this is a “different programme” and an idea we can take forward in other ways.</p>	 <p>Legend: ■ Strongly in favour ■ Somewhat in favour ■ Neither in favour nor opposed ■ Somewhat opposed ■ Strongly opposed</p>
<p>h) Expecting Mission Partners to spend longer periods in the UK visiting churches / circuits to tell them about their work</p>	<p>Quite significant support for this.</p>	 <p>Legend: ■ Strongly in favour ■ Somewhat in favour ■ Neither in favour nor opposed ■ Somewhat opposed ■ Strongly opposed</p>

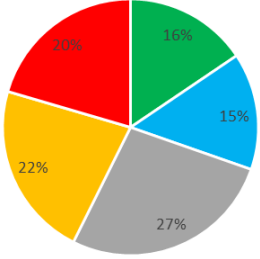
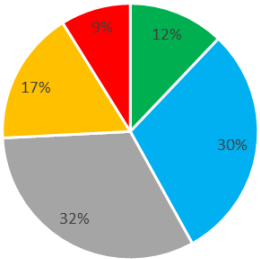
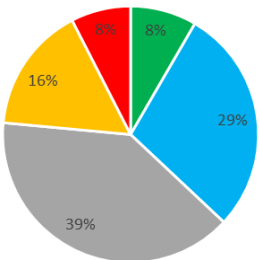
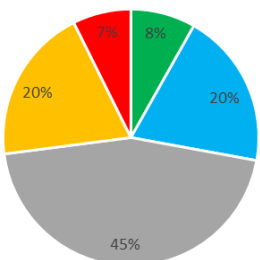
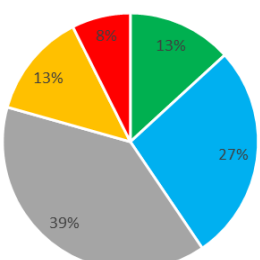
	<p>This version of the chart shows the reply from Mission Partners themselves: again, only slightly less favourable than the aggregate of the survey.</p>	 <table border="1"> <thead> <tr> <th>Response</th> <th>Percentage</th> </tr> </thead> <tbody> <tr> <td>Strongly in favour</td> <td>11%</td> </tr> <tr> <td>Somewhat in favour</td> <td>37%</td> </tr> <tr> <td>Neither in favour nor opposed</td> <td>32%</td> </tr> <tr> <td>Somewhat opposed</td> <td>17%</td> </tr> <tr> <td>Strongly opposed</td> <td>3%</td> </tr> </tbody> </table>	Response	Percentage	Strongly in favour	11%	Somewhat in favour	37%	Neither in favour nor opposed	32%	Somewhat opposed	17%	Strongly opposed	3%
Response	Percentage													
Strongly in favour	11%													
Somewhat in favour	37%													
Neither in favour nor opposed	32%													
Somewhat opposed	17%													
Strongly opposed	3%													
<p>i) Helping Circuits or Districts organise more placements or shorter visits themselves</p>	<p>Almost 70% in favour of this</p>	 <table border="1"> <thead> <tr> <th>Response</th> <th>Percentage</th> </tr> </thead> <tbody> <tr> <td>Strongly in favour</td> <td>21%</td> </tr> <tr> <td>Somewhat in favour</td> <td>47%</td> </tr> <tr> <td>Neither in favour nor opposed</td> <td>21%</td> </tr> <tr> <td>Somewhat opposed</td> <td>7%</td> </tr> <tr> <td>Strongly opposed</td> <td>4%</td> </tr> </tbody> </table>	Response	Percentage	Strongly in favour	21%	Somewhat in favour	47%	Neither in favour nor opposed	21%	Somewhat opposed	7%	Strongly opposed	4%
Response	Percentage													
Strongly in favour	21%													
Somewhat in favour	47%													
Neither in favour nor opposed	21%													
Somewhat opposed	7%													
Strongly opposed	4%													
<p>Question 7 asked for any comments – see qualitative responses</p>														
<p>Question 8 asked for views on our mission communications</p>														
<p>a) I feel personally well informed about the work of Mission Partners</p>	<p>Pretty much split down the middle: similar numbers agreed and disagreed, with just a slight balance saying that they were well informed</p>	 <table border="1"> <thead> <tr> <th>Response</th> <th>Percentage</th> </tr> </thead> <tbody> <tr> <td>Strongly agree</td> <td>7%</td> </tr> <tr> <td>Somewhat agree</td> <td>36%</td> </tr> <tr> <td>Neither agree nor disagree (or don't know)</td> <td>19%</td> </tr> <tr> <td>Somewhat disagree</td> <td>31%</td> </tr> <tr> <td>Strongly disagree</td> <td>7%</td> </tr> </tbody> </table>	Response	Percentage	Strongly agree	7%	Somewhat agree	36%	Neither agree nor disagree (or don't know)	19%	Somewhat disagree	31%	Strongly disagree	7%
Response	Percentage													
Strongly agree	7%													
Somewhat agree	36%													
Neither agree nor disagree (or don't know)	19%													
Somewhat disagree	31%													
Strongly disagree	7%													
<p>b) Communication to the Methodist Church in Britain, about the work of Mission Partners, is effective</p>	<p>Under a quarter felt that our comms are effective. 45% actively disagreed</p>	 <table border="1"> <thead> <tr> <th>Response</th> <th>Percentage</th> </tr> </thead> <tbody> <tr> <td>Strongly agree</td> <td>4%</td> </tr> <tr> <td>Somewhat agree</td> <td>20%</td> </tr> <tr> <td>Neither agree nor disagree (or don't know)</td> <td>31%</td> </tr> <tr> <td>Somewhat disagree</td> <td>35%</td> </tr> <tr> <td>Strongly disagree</td> <td>10%</td> </tr> </tbody> </table>	Response	Percentage	Strongly agree	4%	Somewhat agree	20%	Neither agree nor disagree (or don't know)	31%	Somewhat disagree	35%	Strongly disagree	10%
Response	Percentage													
Strongly agree	4%													
Somewhat agree	20%													
Neither agree nor disagree (or don't know)	31%													
Somewhat disagree	35%													
Strongly disagree	10%													

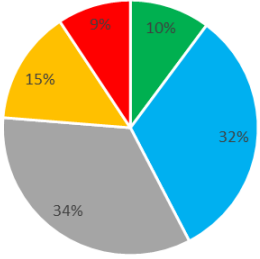
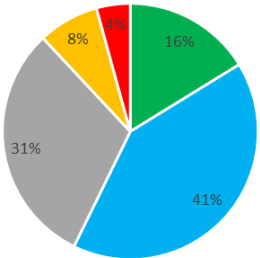
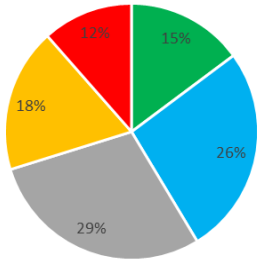
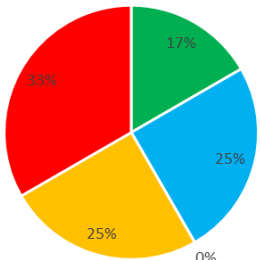
<p>c) I understand how we undertake world mission today</p>	<p>Despite the 'poor communications', two thirds of correspondents felt that they understood how we undertake mission</p>	 <ul style="list-style-type: none"> ■ Strongly agree ■ Somewhat agree ■ Neither agree nor disagree (or don't know) ■ Somewhat disagree ■ Strongly disagree
<p>d) I understand the respective roles of World Church Relations and All We Can</p>	<p>Encouragingly, the proportion agreeing with this was approaching three quarters – although rather more than a fifth actively disagreed.</p> <p>There are a number of qual comments about this</p>	 <ul style="list-style-type: none"> ■ Strongly agree ■ Somewhat agree ■ Neither agree nor disagree (or don't know) ■ Somewhat disagree ■ Strongly disagree
<p>e) I would welcome more information in written form about Mission Partners</p>	<p>An easy one to say "yes" to, but a third had no strong view</p>	 <ul style="list-style-type: none"> ■ Strongly agree ■ Somewhat agree ■ Neither agree nor disagree (or don't know) ■ Somewhat disagree ■ Strongly disagree
<p>f) I would welcome more information online or by social media</p>	<p>Similarly</p>	 <ul style="list-style-type: none"> ■ Strongly agree ■ Somewhat agree ■ Neither agree nor disagree (or don't know) ■ Somewhat disagree ■ Strongly disagree
<p>g) I would welcome more video reports</p>	<p>Marginally the most popular 'ask' in terms of format (questions e, f and g)</p>	 <ul style="list-style-type: none"> ■ Strongly agree ■ Somewhat agree ■ Neither agree nor disagree (or don't know) ■ Somewhat disagree ■ Strongly disagree

<p>h) It would be useful to have more material about world mission suitable for use in church services</p>	<p>Very enthusiastic response to this suggestion...</p>	 <table border="1"> <thead> <tr> <th>Response</th> <th>Percentage</th> </tr> </thead> <tbody> <tr> <td>Strongly agree</td> <td>39%</td> </tr> <tr> <td>Somewhat agree</td> <td>46%</td> </tr> <tr> <td>Neither agree nor disagree (or don't know)</td> <td>12%</td> </tr> <tr> <td>Somewhat disagree</td> <td>2%</td> </tr> <tr> <td>Strongly disagree</td> <td>1%</td> </tr> </tbody> </table>	Response	Percentage	Strongly agree	39%	Somewhat agree	46%	Neither agree nor disagree (or don't know)	12%	Somewhat disagree	2%	Strongly disagree	1%
Response	Percentage													
Strongly agree	39%													
Somewhat agree	46%													
Neither agree nor disagree (or don't know)	12%													
Somewhat disagree	2%													
Strongly disagree	1%													
<p>i) It would be useful to have more material suitable for house groups</p>	<p>...and almost as keen on this one!</p>	 <table border="1"> <thead> <tr> <th>Response</th> <th>Percentage</th> </tr> </thead> <tbody> <tr> <td>Strongly agree</td> <td>29%</td> </tr> <tr> <td>Somewhat agree</td> <td>44%</td> </tr> <tr> <td>Neither agree nor disagree (or don't know)</td> <td>25%</td> </tr> <tr> <td>Somewhat disagree</td> <td>1%</td> </tr> <tr> <td>Strongly disagree</td> <td>1%</td> </tr> </tbody> </table>	Response	Percentage	Strongly agree	29%	Somewhat agree	44%	Neither agree nor disagree (or don't know)	25%	Somewhat disagree	1%	Strongly disagree	1%
Response	Percentage													
Strongly agree	29%													
Somewhat agree	44%													
Neither agree nor disagree (or don't know)	25%													
Somewhat disagree	1%													
Strongly disagree	1%													
<p>j) It would be useful to have more material for children and young people</p>	<p>Similarly</p>	 <table border="1"> <thead> <tr> <th>Response</th> <th>Percentage</th> </tr> </thead> <tbody> <tr> <td>Strongly agree</td> <td>28%</td> </tr> <tr> <td>Somewhat agree</td> <td>43%</td> </tr> <tr> <td>Neither agree nor disagree (or don't know)</td> <td>26%</td> </tr> <tr> <td>Somewhat disagree</td> <td>2%</td> </tr> <tr> <td>Strongly disagree</td> <td>1%</td> </tr> </tbody> </table>	Response	Percentage	Strongly agree	28%	Somewhat agree	43%	Neither agree nor disagree (or don't know)	26%	Somewhat disagree	2%	Strongly disagree	1%
Response	Percentage													
Strongly agree	28%													
Somewhat agree	43%													
Neither agree nor disagree (or don't know)	26%													
Somewhat disagree	2%													
Strongly disagree	1%													
<p>k) I am proactive in seeking out MCB communications about world mission</p>	<p>Just under half felt that they were doing this, a fifth actively disagreed.</p> <p>Some of the qual comments show that there can be a real failure to do so!</p>	 <table border="1"> <thead> <tr> <th>Response</th> <th>Percentage</th> </tr> </thead> <tbody> <tr> <td>Strongly agree</td> <td>16%</td> </tr> <tr> <td>Somewhat agree</td> <td>32%</td> </tr> <tr> <td>Neither agree nor disagree (or don't know)</td> <td>31%</td> </tr> <tr> <td>Somewhat disagree</td> <td>12%</td> </tr> <tr> <td>Strongly disagree</td> <td>9%</td> </tr> </tbody> </table>	Response	Percentage	Strongly agree	16%	Somewhat agree	32%	Neither agree nor disagree (or don't know)	31%	Somewhat disagree	12%	Strongly disagree	9%
Response	Percentage													
Strongly agree	16%													
Somewhat agree	32%													
Neither agree nor disagree (or don't know)	31%													
Somewhat disagree	12%													
Strongly disagree	9%													
<p>Question 9 asked for any comments on communications – see qualitative responses</p>														
<p>Question 10 asked about how we spend our money on this programme</p>														

<p>a) The Mission Partner programme represents good value for money</p>	<p>Question 10 was answered by rather fewer respondents: around 135-140 replied to each of the subquestions, compared to around 165 for Q8. Clearly not everyone felt able or willing to judge 'value for money' in this context, and that is reflected in the qual comments.</p> <p>A third of respondents were in the 'grey' category for this one, but just 10% actively disagreed that the programme offers value for money</p>	 <ul style="list-style-type: none"> ■ Strongly agree ■ Somewhat agree ■ Neither agree nor disagree (or don't know) ■ Somewhat disagree ■ Strongly disagree
<p>b) I would be happy for us to spend more on the programme</p>	<p>Similar to the previous, but the number of actively disagrees rose to 17% of the respondents</p>	 <ul style="list-style-type: none"> ■ Strongly agree ■ Somewhat agree ■ Neither agree nor disagree (or don't know) ■ Somewhat disagree ■ Strongly disagree
<p>c) There should be better audit and control over this programme</p>	<p>Unsurprisingly, perhaps, most respondents felt unable to say. But over a third felt that there should be tighter control...</p>	 <ul style="list-style-type: none"> ■ Strongly agree ■ Somewhat agree ■ Neither agree nor disagree (or don't know) ■ Somewhat disagree ■ Strongly disagree
<p>d) I would welcome more detailed financial reporting about it</p>	<p>... and almost a half that there should be more detailed reporting of where the money goes. But there was still a substantial proportion of 'greys'</p>	 <ul style="list-style-type: none"> ■ Strongly agree ■ Somewhat agree ■ Neither agree nor disagree (or don't know) ■ Somewhat disagree ■ Strongly disagree

<p>e) The money would be better spent on grants to overseas partner Churches and organisations</p>	<p>The largest group expressed no view, but approaching half of respondents disagreed with this. That may mean that they are not 'convinced' by the grant programme or may be because they see both things as important and just <i>different</i>.</p> <p>Again, the qual comments show support for "both/and"</p>	 <ul style="list-style-type: none"> ■ Strongly agree ■ Somewhat agree ■ Neither agree nor disagree (or don't know) ■ Somewhat disagree ■ Strongly disagree
<p>f) The money would be better spent employing staff locally in other countries</p>	<p>A quarter actively agreed and slightly more were against. But the 'grey' camp was by far the largest</p>	 <ul style="list-style-type: none"> ■ Strongly agree ■ Somewhat agree ■ Neither agree nor disagree (or don't know) ■ Somewhat disagree ■ Strongly disagree
<p>g) The money would be better spent on expressing our relationship with the World Church through visits of other kinds</p>	<p>Pretty clear rejection of this idea</p>	 <ul style="list-style-type: none"> ■ Strongly agree ■ Somewhat agree ■ Neither agree nor disagree (or don't know) ■ Somewhat disagree ■ Strongly disagree
<p>Question 11 asked for any comments on the 'value for money' of this programme</p>		
<p>Question 12 was about the relationship of districts to the MP programme</p>		
<p>a) Our district is well connected with the Mission Partner programme</p>	<p>Again, a lot of uncerains/don't knows, but quite striking that only 21% felt this was the case and twice as many disagreed</p>	 <ul style="list-style-type: none"> ■ Strongly agree ■ Somewhat agree ■ Neither agree nor disagree (or don't know) ■ Somewhat disagree ■ Strongly disagree

<p>b) I know who the serving Mission Partners are who have come from the district</p>	<p>Slightly better, over 30% agreed with this proposition but over 40% disagreed</p>	<ul style="list-style-type: none"> ■ Strongly agree ■ Somewhat agree ■ Neither agree nor disagree (or don't know) ■ Somewhat disagree ■ Strongly disagree 
<p>c) Our District has enthusiasts for global mission who in turn enthuse others about the work of Mission Partners</p>	<p>Just over 40% agreed with this but the majority were still either undecided or actively disagreed</p>	<ul style="list-style-type: none"> ■ Strongly agree ■ Somewhat agree ■ Neither agree nor disagree (or don't know) ■ Somewhat disagree ■ Strongly disagree 
<p>d) Visits take place by Mission Partners home on furlough to circuits in the district</p>	<p>The largest group appear just not to know...</p>	<ul style="list-style-type: none"> ■ Strongly agree ■ Somewhat agree ■ Neither agree nor disagree (or don't know) ■ Somewhat disagree ■ Strongly disagree 
<p>e) In the district, people feel enriched by the work of Mission Partners</p>	<p>... and similarly in response to this question. Split pretty much down the middle but with a lot of 'don't' knows'</p>	<ul style="list-style-type: none"> ■ Strongly agree ■ Somewhat agree ■ Neither agree nor disagree (or don't know) ■ Somewhat disagree ■ Strongly disagree 
<p>f) Our district has been able to learn from other countries, through the work of Mission Partners</p>	<p>A somewhat more favourable reply, but still a lot of 'grey' responses</p>	<ul style="list-style-type: none"> ■ Strongly agree ■ Somewhat agree ■ Neither agree nor disagree (or don't know) ■ Somewhat disagree ■ Strongly disagree 

<p>g) I keep an eye out for people who I think might be interested in serving overseas</p>	<p>Over 40% claim to do so</p>	<ul style="list-style-type: none"> ■ Strongly agree ■ Somewhat agree ■ Neither agree nor disagree (or don't know) ■ Somewhat disagree ■ Strongly disagree 
<p>h) I could do more of that if I had more encouragement or information available to pass on</p>	<p>The proportion agreeing rises to almost 60%</p>	<ul style="list-style-type: none"> ■ Strongly agree ■ Somewhat agree ■ Neither agree nor disagree (or don't know) ■ Somewhat disagree ■ Strongly disagree 
<p>Question 13 asked for any comments on the above</p>		
<p>Question 14 went further in asking about 'alternative' forms of district involvement with the World Church</p>		
<p>a) I feel this district already has links with Partner Churches which are at least as important to us as Connexionally-managed programmes and relationships</p>	<p>Slightly more agree than disagree but pretty split on this question</p>	<ul style="list-style-type: none"> ■ Strongly agree ■ Somewhat agree ■ Neither agree nor disagree (or don't know) ■ Somewhat disagree ■ Strongly disagree 
	<p>Among District Chairs ONLY (sample of 12) there was a still more polarised response and overall a rejection of the proposition</p>	<ul style="list-style-type: none"> ■ Strongly agree ■ Somewhat agree ■ Neither agree nor disagree (or don't know) ■ Somewhat disagree ■ Strongly disagree 

<p>b) There is an opportunity to develop more direct links in the future between this district and other parts of the world</p>	<p>By contrast, a strong endorsement for building further links between districts and parts of the world church...</p>	<ul style="list-style-type: none"> ■ Strongly agree ■ Somewhat agree ■ Neither agree nor disagree (or don't know) ■ Somewhat disagree ■ Strongly disagree <table border="1"> <caption>Survey Results for Statement b</caption> <thead> <tr> <th>Response</th> <th>Percentage</th> </tr> </thead> <tbody> <tr> <td>Strongly agree</td> <td>19%</td> </tr> <tr> <td>Somewhat agree</td> <td>48%</td> </tr> <tr> <td>Neither agree nor disagree (or don't know)</td> <td>29%</td> </tr> <tr> <td>Somewhat disagree</td> <td>2%</td> </tr> <tr> <td>Strongly disagree</td> <td>2%</td> </tr> </tbody> </table>	Response	Percentage	Strongly agree	19%	Somewhat agree	48%	Neither agree nor disagree (or don't know)	29%	Somewhat disagree	2%	Strongly disagree	2%
Response	Percentage													
Strongly agree	19%													
Somewhat agree	48%													
Neither agree nor disagree (or don't know)	29%													
Somewhat disagree	2%													
Strongly disagree	2%													
<p>c) I feel that strengthening such direct links between our district and overseas partners is a better way ahead than connexionally-run programmes such as Mission Partners</p>	<p>...but not to the point of giving that priority over the Mission Partner programme. Almost 40% were in active disagreement with this</p>	<ul style="list-style-type: none"> ■ Strongly agree ■ Somewhat agree ■ Neither agree nor disagree (or don't know) ■ Somewhat disagree ■ Strongly disagree <table border="1"> <caption>Survey Results for Statement c</caption> <thead> <tr> <th>Response</th> <th>Percentage</th> </tr> </thead> <tbody> <tr> <td>Strongly agree</td> <td>8%</td> </tr> <tr> <td>Somewhat agree</td> <td>17%</td> </tr> <tr> <td>Neither agree nor disagree (or don't know)</td> <td>39%</td> </tr> <tr> <td>Somewhat disagree</td> <td>23%</td> </tr> <tr> <td>Strongly disagree</td> <td>11%</td> </tr> </tbody> </table>	Response	Percentage	Strongly agree	8%	Somewhat agree	17%	Neither agree nor disagree (or don't know)	39%	Somewhat disagree	23%	Strongly disagree	11%
Response	Percentage													
Strongly agree	8%													
Somewhat agree	17%													
Neither agree nor disagree (or don't know)	39%													
Somewhat disagree	23%													
Strongly disagree	11%													
<p>d) I would welcome help from the Connexional Team to do this</p>	<p>Of those responding one way or the other, there was a strong majority in favour</p>	<ul style="list-style-type: none"> ■ Strongly agree ■ Somewhat agree ■ Neither agree nor disagree (or don't know) ■ Somewhat disagree ■ Strongly disagree <table border="1"> <caption>Survey Results for Statement d</caption> <thead> <tr> <th>Response</th> <th>Percentage</th> </tr> </thead> <tbody> <tr> <td>Strongly agree</td> <td>17%</td> </tr> <tr> <td>Somewhat agree</td> <td>27%</td> </tr> <tr> <td>Neither agree nor disagree (or don't know)</td> <td>47%</td> </tr> <tr> <td>Somewhat disagree</td> <td>4%</td> </tr> <tr> <td>Strongly disagree</td> <td>5%</td> </tr> </tbody> </table>	Response	Percentage	Strongly agree	17%	Somewhat agree	27%	Neither agree nor disagree (or don't know)	47%	Somewhat disagree	4%	Strongly disagree	5%
Response	Percentage													
Strongly agree	17%													
Somewhat agree	27%													
Neither agree nor disagree (or don't know)	47%													
Somewhat disagree	4%													
Strongly disagree	5%													
	<p>Among District Chairs themselves, the level of approval was much stronger</p>	<ul style="list-style-type: none"> ■ Strongly agree ■ Somewhat agree ■ Neither agree nor disagree (or don't know) ■ Somewhat disagree ■ Strongly disagree <table border="1"> <caption>Survey Results for Statement d (District Chairs)</caption> <thead> <tr> <th>Response</th> <th>Percentage</th> </tr> </thead> <tbody> <tr> <td>Strongly agree</td> <td>37%</td> </tr> <tr> <td>Somewhat agree</td> <td>36%</td> </tr> <tr> <td>Neither agree nor disagree (or don't know)</td> <td>27%</td> </tr> <tr> <td>Somewhat disagree</td> <td>0%</td> </tr> <tr> <td>Strongly disagree</td> <td>0%</td> </tr> </tbody> </table>	Response	Percentage	Strongly agree	37%	Somewhat agree	36%	Neither agree nor disagree (or don't know)	27%	Somewhat disagree	0%	Strongly disagree	0%
Response	Percentage													
Strongly agree	37%													
Somewhat agree	36%													
Neither agree nor disagree (or don't know)	27%													
Somewhat disagree	0%													
Strongly disagree	0%													
<p>e) I believe the district would like to receive more visitors or missionaries from other parts of the world</p>	<p>A good level of agreement but with almost 40% neither agreeing nor disagreeing</p>	<ul style="list-style-type: none"> ■ Strongly agree ■ Somewhat agree ■ Neither agree nor disagree (or don't know) ■ Somewhat disagree ■ Strongly disagree <table border="1"> <caption>Survey Results for Statement e</caption> <thead> <tr> <th>Response</th> <th>Percentage</th> </tr> </thead> <tbody> <tr> <td>Strongly agree</td> <td>14%</td> </tr> <tr> <td>Somewhat agree</td> <td>40%</td> </tr> <tr> <td>Neither agree nor disagree (or don't know)</td> <td>38%</td> </tr> <tr> <td>Somewhat disagree</td> <td>7%</td> </tr> <tr> <td>Strongly disagree</td> <td>1%</td> </tr> </tbody> </table>	Response	Percentage	Strongly agree	14%	Somewhat agree	40%	Neither agree nor disagree (or don't know)	38%	Somewhat disagree	7%	Strongly disagree	1%
Response	Percentage													
Strongly agree	14%													
Somewhat agree	40%													
Neither agree nor disagree (or don't know)	38%													
Somewhat disagree	7%													
Strongly disagree	1%													

Question 15 asked for any comments

Question 16 gave respondents the option of continuing to the more detailed second section – see separate document for the responses