

District: Darlington

Membership 2010 to 2011 (All churches)

Circuit	Church communities 2011 (total and as a per cent of Connexion)	Membership 2011 as recorded	Membership 2011 full estimate (total and as a per cent of Connexion)	Survey Response rate	Recorded Membership Change from 2010	Pastoral Others
Barnard Castle and Teesdale	8	236	236	100%	↓-1%	239
Bishop Auckland	10	410	410	100%	↓-3%	67
Cleveland and Danby	14	758	758	100%	↓-6%	618
Darlington	13	795	795	100%	↓-7%	1,473
Durham and Deerness Valley	15	580	663	80%	↓-5%	869
Middlesbrough and Eston	10	696	696	100%	↓-2%	844
North Yorkshire Dales	23	472	472	100%	↑9%	395
Sildon	5	275	275	100%	↓-1%	747
Stockton	12	754	785	92%	↓-4%	1,324
Stokesley	7	144	239	11%	↓-15%	0
United North East	14	515	515	100%	↓-4%	480
West Durham	15	120	292	27%	↓-2%	155
District Total	146 (3%)	5,755	6,135 (3%)	84%	↓-3%	7,211
Connexional Total	5,023 (100%)	226,941	230,060 (100%)	96%	↓-1%	269,227

District: Darlington

2011 Local Ecumenical Partnership (LEP) report

Circuit	Number of LEPs	Total estimated LEP membership	Methodist Members in LEPs and % of LEP district total		Estimated Methodist portion of joint members and % of district total		URC members	Baptist members	CofE members	Other members
				% of LEP district total		% of district total				
Barnard Castle and Teesdale	0	0	0		0		0	0	0	0
Bishop Auckland	2	83	11		65		5	0	2	0
Cleveland and Danby	1	5	3		0		0	0	2	0
Darlington	0	0	0		0		0	0	0	0
Durham and Deerness Valley	1	92	0		92		0	0	0	0
Middlesbrough and Eston	0	0	0		0		0	0	0	0
North Yorkshire Dales	0	0	0		0		0	0	0	0
Sildon	0	0	0		0		0	0	0	0
Stockton	1	64	18		0		0	0	46	0
Stokesley	0	0	0		0		0	0	0	0
United North East	0	0	0		0		0	0	0	0
West Durham	1	90	79		0		11	0	0	0
District Total	6	334	111	(33%)	157	(47%)	16	0	50	0
Connexional Total	499	37,862	12,962	(34%)	6,727	(18%)	4,229	505	7,844	2,937

District: Darlington

Reported membership gains and losses report (all churches) year to October 2011

Circuit	Gains			Losses		
	Confirmations and received into membership	Transfers in	Other gains	Deaths	Transfers out	Other losses
Barnard Castle and Teesdale	0	1	0	4	0	1
Bishop Auckland	1	9	1	13	0	3
Cleveland and Danby	5	16	0	31	16	22
Darlington	12	4	0	14	14	8
Durham and Deerness Valley	8	5	2	19	9	10
Middlesbrough and Eston	13	9	0	28	25	5
North Yorkshire Dales	4	13	4	10	8	3
Sildon	2	3	1	7	4	2
Stockton	4	10	7	25	12	10
Stokesley	2	1	0	3	4	0
United North East	2	2	0	11	3	6
West Durham	1	0	0	4	0	0
District Total	54	73	15	169	95	70
Connexional Total	3,188	4,268	1,281	6,896	3,274	4,709

District: Darlington















October 2011 attendance report (all churches)

Circuit	Adult			Under 5 years			5-12 years			13-19 years		
	Average ⁽⁴⁾ Sunday: total and as a per cent of weekly	Average Midweek	Average Weekly	Average Sunday: total and as a per cent of weekly	Average Midweek	Average Weekly	Average Sunday: total and as a per cent of weekly	Average Midweek	Average Weekly	Average Sunday: total and as a per cent of weekly	Average Midweek	Average Weekly
Barnard Castle and Teesdale	(86%) 156	26	182	(71%) 5	3	7	(48%) 15	16	31	(33%) 1	1	3
Bishop Auckland	(97%) 334	10	344	(75%) 3	2	4	(100%) 46	0	46	(57%) 8	6	14
Cleveland and Danby	(79%) 549	143	692	(90%) 18	2	20	(67%) 28	14	42	(71%) 20	8	28
Darlington	(96%) 509	19	528	(89%) 8	2	9	(54%) 21	18	39	(100%) 8	0	8
Durham and Deerness Valley	(88%) 484	69	553	(55%) 11	9	20	(22%) 25	91	116	(60%) 12	8	20
Middlesbrough and Eston	(91%) 430	42	472	(100%) 21	0	21	(100%) 29	0	29	(100%) 6	0	6
North Yorkshire Dales	(84%) 409	78	487	(100%) 6	0	6	(56%) 48	38	86	(67%) 6	3	9
Sildon	(91%) 185	18	203	(100%) 3	0	3	(100%) 9	0	9	(100%) 1	0	1
Stockton	(92%) 617	51	668	(100%) 18	0	18	(100%) 40	0	40	(76%) 26	8	34
Stokesley	(82%) 128	28	156	(100%) 2	0	2	(86%) 6	1	7	(73%) 8	3	11
United North East	(83%) 374	79	452	(35%) 7	12	20	(64%) 30	18	47	(100%) 13	0	13
West Durham	(94%) 177	11	188	(0%) 0	0	0	(0%) 0	0	0	(0%) 0	0	0
District Total	(88%) 4,351	572	4,923	(78%) 100	28	128	(60%) 295	195	490	(75%) 108	36	144
Connexional Total	(89%) 181,893	22,593	204,486	(74%) 5,671	1,985	7,656	(65%) 13,527	7,313	20,839	(74%) 6,122	2,158	8,280

(4) - Averages are a mean, taking the total for the whole month and dividing by the 4 weeks

District: Darlington

All Age Attendance October 2011

Circuit	Average ⁽⁴⁾ Sunday and % of total	Average Midweek	Average Weekly	Average Weekly Change from 2010	
Barnard Castle and Teesdale	(80%) 177	46	222		27%
Bishop Auckland	(96%) 389	18	407		-20%
Cleveland and Danby	(79%) 615	167	781		33%
Darlington	(93%) 545	38	583		-7%
Durham and Deerness Valley	(75%) 532	176	708		-14%
Middlesbrough and Eston	(92%) 486	42	527		-13%
North Yorkshire Dales	(80%) 469	118	587		22%
Sildon	(92%) 199	18	216		13%
Stockton	(92%) 701	59	760		-21%
Stokesley	(82%) 144	31	175		-44%
United North East	(80%) 423	109	531		4%
West Durham	(94%) 177	11	188		-61%
District Total	(85%) 4,854	831	5,685		-9%
Connexional Total	(86%) 207,213	34,048	241,261		-2%

(4) - Averages are a mean, taking the total for the whole month and dividing by the 4 weeks

District: Darlington





Year to October 2011 Reported Church activities

Circuit	Baptisms				Total Baptisms and Thanksgivings 2011	Marriages and blessings			Funerals		
	Under 1	1-12 years	Over 12	Thanks-givings		Marriages	Blessings	Total 2011	In church	Elsewhere	Total 2011
Barnard Castle and Teesdale	3	0	0	0	3	2	1	3	20	10	30
Bishop Auckland	54	10	1	0	65	11	0	11	47	20	67
Cleveland and Danby	33	9	3	1	46	18	2	20	63	36	99
Darlington	15	4	0	2	21	6	1	7	29	45	74
Durham and Deerness Valley	40	17	1	0	58	15	3	18	61	51	112
Middlesbrough and Eston	29	29	2	0	60	20	1	21	35	44	79
North Yorkshire Dales	3	2	0	0	5	1	0	1	11	8	19
Sildon	28	6	1	2	37	3	1	4	27	15	42
Stockton	29	22	4	0	55	14	1	15	43	20	63
Stokesley	0	0	0	0	0	1	0	1	3	2	5
United North East	70	10	1	0	81	15	0	15	62	26	88
West Durham	14	2	0	0	16	5	0	5	21	47	68
District Total	318	111	13	5	447	111	10	121	422	324	746
Connexional Total	6,442	3,450	781	556	11,229	3,300	413	3,713	11,103	11,271	22,374

District: Darlington

2011 Carbon Reduction report

Circuit	Number of church buildings reported	Number of eco congregations reported	Number of carbon reduction measures										
			Draught Proofing	Low Energy Light	Unnecessary Lights	Heating Controls	Double Glazing	Insulation	High Efficiency Heating	Renewable Energy	Switch Supplier	Study Group	Information Provision
Barnard Castle and Teesdale	12	2	0	4	2	2	0	0	2	0	0	2	1
Bishop Auckland	9	0	0	0	0	0	0	0	0	0	0	0	0
Cleveland and Danby	15	5	1	11	1	5	6	4	5	0	0	0	4
Darlington	4	0	3	2	3	1	0	0	1	0	0	0	0
Durham and Deerness Valley	7	0	0	4	1	3	2	3	1	0	0	1	2
Middlesbrough and Eston	7	1	0	0	0	0	0	0	0	0	0	0	0
North Yorkshire Dales	2	0	0	0	0	1	0	0	1	0	0	0	0
Sildon	5	0	1	5	1	1	3	3	3	0	0	0	0
Stockton	7	0	2	5	5	1	2	2	1	0	0	0	2
Stokesley	1	0	1	0	0	1	1	1	0	0	1	0	0
United North East	4	2	0	2	0	1	3	0	3	0	0	0	1
West Durham	0	0	0	0	0	0	0	0	0	0	0	0	0
District Total	73	10	8	33	13	16	17	13	17	0	1	3	10
Connexional Total	2,754	221	788	1,529	676	1,087	781	669	750	80	85	67	417




Circuit Name	Total attendance at all groups	Total youth group attendance	Number of Groups	No. of Fresh Expressions of church	No. of Fresh Expressions of worship	No. of Youth groups	Number of groups Intended for:						
							male only	female only	both genders	Distinct Ethnic group	Regular church goers	Occasional church Goers	Non church goers
Barnard Castle and Teesdale	202	119	15	1	2	7	0	1	14	0	7	1	7
Bishop Auckland	174	32	9	0	0	2	0	3	6	0	5	1	3
Cleveland and Danby	463	91	22	1	1	4	1	9	12	11	15	5	2
Darlington	1,040	490	54	3	3	21	4	12	38	11	29	6	19
Durham and Deerness Valley	483	323	36	4	4	19	1	4	31	9	20	5	11
Middlesbrough and Eston	290	93	21	3	10	5	1	7	13	20	10	1	10
North Yorkshire Dales	44	12	4	0	0	1	0	0	4	3	3	0	1
Sildon	400	163	25	4	5	8	2	8	15	0	6	8	11
Stockton	793	444	36	3	4	18	4	9	23	12	14	9	13
Stokesley	154	139	6	0	0	5	0	1	5	0	2	2	2
United North East	280	112	21	1	0	5	1	6	14	4	9	10	2
West Durham	0	0	0	0	0	0	0	0	0	0	0	0	0
District Total	4,323	2,018	249	20	29	95	14	60	175	70	120	48	81
Connexional Total	213,749	118,577	12,033	1,071	1,180	5,268	676	2,490	8,910	2,666	6,922	2,398	2,743
		1-100 people attending											
		101 - 250 people attending											
		250 hours - 1000 people attending											
		Over 1000 people attending											

District: Darlington

2011 Average Adult congregation Demographics report (20+ years)

Circuit	Adult Congregation Gender Average		Adult Age Demographics Average			
	% Male	% Female	% 20-40 Years	% 41-65 Years	% 66-80 Years	81+ Years
Barnard Castle and Teesdale	41	59	6	23	43	28
Bishop Auckland	26	74	5	27	57	12
Cleveland and Danby	26	74	5	22	55	19
Darlington	25	75	5	17	43	35
Durham and Deerness Valley	23	77	6	18	61	15
Middlesbrough and Eston	26	74	7	19	57	18
North Yorkshire Dales	73	27	0	6	22	36
Sildon	25	75	1	21	52	26
Stockton	31	69	12	25	49	15
Stokesley	50	50	10	55	30	5
United North East	23	77	2	19	53	27
West Durham	60	40	0	25	23	2
District Total	37	63	4	19	46	23
Connexional Total	33	67	7	23	50	19

This is a sliding scale so strength of colour represents %

-  0% of 25- 40 year olds
-  5% of 25- 40 year olds
-  10% of 25-40 year olds

District: Darlington

Church wider context categories 2011

Circuit	Numbers of churches and % of District Total													
	Not specified		City Centre		Council Estate		Inner City		Suburban Neighbourhood		Small Town		Village Rural	
Barnard Castle and Teesdale	0		0		0		0		0		1		7	
Bishop Auckland	0		0		1		0		0		1		8	
Cleveland and Danby	0		0		1		0		1		2		10	
Darlington	0		1		0		0		7		0		5	
Durham and Deerness Valley	0		2		3		0		3		5		2	
Middlesbrough and Eston	0		0		1		1		7		0		1	
North Yorkshire Dales	0		0		0		0		0		3		20	
Sildon	0		0		2		0		0		1		2	
Stockton	0		0		1		1		7		1		2	
Stokesley	0		0		0		0		0		1		6	
United North East	0		0		3		1		2		0		8	
West Durham	0		0		1		0		1		5		8	
District Total	0	(0%)	3	(2%)	13	(9%)	3	(2%)	28	(19%)	20	(14%)	79	(54%)
Connexional Total	5	(0%)	111	(2%)	260	(5%)	289	(6%)	1,177	(23%)	996	(20%)	2,185	(43%)

District: Darlington**Congregations with worship in a language other than English or Welsh**

Circuit	Reported Response:		
	Yes	No	No response
Barnard Castle and Teesdale	0	8	0
Bishop Auckland	0	10	0
Cleveland and Danby	0	14	0
Darlington	0	13	0
Durham and Deerness Valley	0	12	0
Middlesbrough and Eston	1	9	0
North Yorkshire Dales	0	23	0
Sildon	0	5	0
Stockton	0	11	0
Stokesley	0	1	0
United North East	0	14	0
West Durham	0	4	0
District Total	1	124	0
	(1%)	(99%)	
Connexional Total	68	4,802	153
	(1%)	(96%)	

District: Darlington

Church Community Engagement Activities 2011

Circuit	Staffing				Number of Community Engagement Projects the church runs or participates in with funding from:										
	Volunteers Active	Employees Active	Employee weekly combined hours	avg hours per employee	Connexional	Government	District	Local Authority	Christian Charity	Other charity	Private Donor	Ecumenical Source	Lottery	Other external	
Barnard Castle and Teesdale	8	0	○	0	0	0	0	0	0	0	0	0	0	0	
Bishop Auckland	8	0	○	0	0	0	0	0	0	0	0	0	0	0	
Cleveland and Danby	87	0	○	0	0	0	0	0	0	0	0	0	0	0	
Darlington	17	1	◐	20	1	1	0	0	1	0	0	0	0	0	
Durham and Deerness Valley	112	1	◑	20	0	0	0	0	0	0	0	0	0	0	
Middlesbrough and Eston	208	0	○	0	0	0	0	0	0	0	0	0	0	0	
North Yorkshire Dales	8	0	○	0	0	0	0	0	0	0	0	0	0	0	
Sildon	26	0	○	0	0	0	0	0	0	0	0	0	0	0	
Stockton	72	2	◐	6	0	0	1	0	0	0	0	0	0	0	
Stokesley	7	0	○	0	0	0	0	0	0	0	0	0	0	0	
United North East	75	0	○	0	1	1	1	0	1	1	1	0	0	2	
West Durham	0	0	○	0	0	0	0	0	0	0	0	0	0	0	
District Total	628	4	◑	46	2	2	2	0	2	1	1	0	0	2	
Connexional Total	34,346	656	●	10,300	20	85	167	10	42	84	69	45	15	104	

- 0 hours
- ◐ 1-100 hours
- ◑ 101-250 hours
- ◒ 250-1000 hours
- Over 1000 hours

District: Darlington

2011 Church members involvement report

Circuit Name	Ex-Officio Involvement				Number of churches from which members lead worship in...						
	School Governors	Trustees	Churches Together Role	Local Authority Role	Schools	Homes for the Elderly	Nursing Homes	Hospitals	Local Businesses	Rural non-church contexts	Prisons
Barnard Castle and Teesdale	1	1	2	0	2	3	3	0	0	0	1
Bishop Auckland	2	1	4	1	3	3	2	0	0	0	0
Cleveland and Danby	4	2	4	1	5	4	2	4	0	1	1
Darlington	3	3	6	4	5	6	2	1	2	2	1
Durham and Deerness Valley	3	2	5	2	4	2	2	0	0	0	0
Middlesbrough and Eston	2	3	8	0	10	8	6	5	0	0	1
North Yorkshire Dales	0	0	2	1	0	3	2	1	0	0	0
Sildon	0	0	1	0	0	0	0	0	0	0	0
Stockton	2	1	3	0	1	5	3	2	0	0	0
Stokesley	0	0	0	0	0	0	0	0	0	0	0
United North East	1	2	7	3	8	7	6	4	2	0	1
West Durham	0	0	0	0	1	1	0	1	0	0	0
District Total	18	15	42	12	39	42	28	18	4	3	5
Connexional Total	1,024	1,072	1,893	447	1,551	1,336	835	405	76	130	110

Churches Together Denominational Partnerships ⁽⁵⁾

Circuit Name	No. Of churches involved in CT	CofE	URC	Baptist	Roman Catholic	Other
Barnard Castle and Teesdale	2	2	1	2	2	0
Bishop Auckland	2	1	1	0	1	0
Cleveland and Danby	4	4	1	2	3	0
Darlington	6	6	4	5	4	0
Durham and Deerness Valley	2	0	0	1	2	0
Middlesbrough and Eston	7	7	4	3	1	0
North Yorkshire Dales	3	3	2	2	2	0
Sildon	1	1	0	0	1	0
Stockton	4	4	3	2	2	0
Stokesley	0	0	0	0	0	0
United North East	7	7	3	1	4	0
West Durham	1	1	0	1	1	0
District Total	39	36 (92%)	19 (49%)	19 (49%)	23 (59%)	0 (0%)
Connexional Total	2,465	2,306 (94%)	1,129 (46%)	1,158 (47%)	1,791 (73%)	196 (8%)

(5) - where churches together partnerships are multi-denominational, these appear in more than one column so percentage totals for circuits will add up to more than 100%

Circuit Name	Informal Ecumenical links (non-CT, non LEP)						Inter-Faith Links					Nature of Links				
	Churches with Ecumenical and Inter-Faith Links	CofE	URC	Baptist	Roman Catholic	Other Denomination	Islam	Judaism	Sikhism	Buddhism	Hinduism	Worship	Fellowship	Mission	Group	Working towards formal LEP/Covenant partnership
Barnard Castle and Teesdale	5	5	0	0	0	0	1	1	0	0	0	3	5	0	1	0
Bishop Auckland	7	6	0	2	2	0	0	0	0	0	0	4	2	0	3	0
Cleveland and Danby	7	7	0	2	2	0	0	0	0	0	0	5	3	2	3	0
Darlington	7	6	1	1	1	0	0	0	0	0	0	4	3	0	2	0
Durham and Deerness Valley	8	5	0	0	1	0	0	0	0	0	0	7	4	3	2	0
Middlesbrough and Eston	2	2	0	1	0	0	0	0	0	0	0	2	1	0	1	0
North Yorkshire Dales	7	7	0	0	0	0	0	0	0	0	0	3	6	0	1	0
Sildon	2	2	0	0	0	0	0	0	0	0	0	2	0	0	0	0
Stockton	5	5	0	0	0	0	0	0	0	0	0	5	2	2	2	0
Stokesley	1	1	0	0	0	0	0	0	0	0	0	1	0	0	0	0
United North East	6	6	0	0	1	0	0	0	0	0	0	6	3	2	2	0
West Durham	1	1	0	0	0	0	0	0	0	0	0	1	0	0	0	0
District Total	58	53	1	6	7	0	1	1	0	0	0	43	29	9	17	0
Connexional Total	1,881	1,474	264	328	415	147	107	75	57	41	66	1,223	727	301	740	68

District: Darlington

Congregations with worship in a language other than English or Welsh

church name	Yes	No	No response	What Language (text entered locally)
Linthorpe Road	1	0	0	CHINESE AND CONGOLESE
District Total	1	124	21	
Connexional total	68	4,802	153	