

District: Lancashire

Membership 2010 to 2011 (All churches)

Circuit	Church communities 2011 (total and as a per cent of Connexion)	Membership 2011 as recorded	Membership 2011 full estimate (total and as a per cent of Connexion)	Survey Response rate	Recorded Membership Change from 2010	Pastoral Others
Accrington and Haslingden	6	299	299	100%	↓-6%	210
Blackburn with Darwen	10	468	468	100%	↓-9%	379
Blackpool	7	406	406	100%	↓-3%	163
Burnley	9	508	508	100%	↑3%	1,171
Chorley and Leyland	12	1,155	1,155	100%	→0%	1,443
Clitheroe	5	343	343	100%	↑9%	136
Great Harwood	3	318	318	100%	↓-4%	0
North Fylde	10	1,107	1,107	100%	↓-3%	1,363
North Lancashire	24	1,028	1,028	100%	↓-4%	1,157
Pendle	9	452	452	100%	↓-3%	385
Preston Ribble	16	1,247	N/A ⁽¹⁾	94%	↓-5%	1,694
South Fylde	6	648	648	100%	↓-3%	295
District Total	117 (2%)	7,979	N/A⁽¹⁾ (3%) ⁽³⁾	99%	↓-2%	8,396
Connexional Total	5,023 (100%)	226,941	230,060 (100%)	96%	↓-1%	269,227

(1) - These are shown as N/A as it was not possible to provide a full estimate due to lack of data from previous years from certain churches.

(3) - Based on the total recorded total due to there being circuits where a full estimate cannot be provided.

District: Lancashire

2011 Local Ecumenical Partnership (LEP) report

Circuit	Number of LEPs	Total estimated LEP membership	Methodist Members in LEPs and % of LEP district total		Estimated Methodist portion of joint members and % of district total		URC members	Baptist members	CofE members	Other members
Accrington and Haslingden	0	0	0		0		0	0	0	0
Blackburn with Darwen	3	128	106		0		19	0	0	0
Blackpool	0	0	0		0		0	0	0	0
Burnley	1	135	94		0		0	41	0	0
Chorley and Leyland	1	76	24		18		34	0	0	0
Clitheroe	0	0	0		0		0	0	0	0
Great Harwood	1	180	165		0		15	0	0	0
North Fylde	0	0	0		0		0	0	0	0
North Lancashire	1	10	10		0		0	0	0	0
Pendle	1	109	109		0		0	0	0	0
Preston Ribble	2	157	129		0		28	0	0	0
South Fylde	1	123	123		0		0	0	0	0
District Total	11	918	760	(83%)	18	(2%)	96	41	0	0
Connexional Total	499	37,862	12,962	(34%)	6,727	(18%)	4,229	505	7,844	2,937

District: Lancashire

Reported membership gains and losses report (all churches) year to October 2011

Circuit	Gains			Losses		
	Confirmations and received into membership	Transfers in	Other gains	Deaths	Transfers out	Other losses
Accrington and Haslingden	2	0	0	12	0	4
Blackburn with Darwen	6	19	2	16	38	9
Blackpool	4	1	0	14	1	4
Burnley	13	11	0	17	6	5
Chorley and Leyland	4	103	0	28	17	27
Clitheroe	0	1	0	9	2	0
Great Harwood	0	0	0	12	2	0
North Fylde	17	32	7	31	23	36
North Lancashire	26	34	20	24	49	35
Pendle	0	10	3	15	11	4
Preston Ribble	9	9	5	31	13	29
South Fylde	1	11	2	15	8	1
District Total	82	231	39	224	170	154
Connexional Total	3,188	4,268	1,281	6,896	3,274	4,709

District: Lancashire

October 2011 attendance report (all churches)

Circuit	Adult			Under 5 years			5-12 years			13-19 years		
	Average ⁽⁴⁾ Sunday: total and as a per cent of weekly	Average Midweek	Average Weekly	Average Sunday: total and as a per cent of weekly	Average Midweek	Average Weekly	Average Sunday: total and as a per cent of weekly	Average Midweek	Average Weekly	Average Sunday: total and as a per cent of weekly	Average Midweek	Average Weekly
Accrington and Haslingden	(87%) 172	25	197	(100%) 4	0	4	(40%) 10	15	25	(44%) 7	9	16
Blackburn with Darwen	(94%) 274	19	292	(83%) 5	1	6	(100%) 16	0	16	(100%) 5	0	5
Blackpool	(81%) 292	70	362	(100%) 11	0	11	(100%) 15	0	15	(89%) 8	1	9
Burnley	(95%) 422	23	445	(96%) 27	2	28	(93%) 55	4	59	(100%) 9	0	9
Chorley and Leyland	(94%) 693	46	739	(82%) 49	11	60	(61%) 91	59	150	(67%) 30	15	45
Clitheroe	(94%) 217	14	231	(24%) 9	28	37	(86%) 19	3	22	(50%) 2	3	4
Great Harwood	(100%) 217	0	217	(100%) 7	0	7	(100%) 20	0	20	(0%) 0	0	0
North Fylde	(93%) 746	59	805	(100%) 18	0	18	(100%) 34	0	34	(96%) 23	1	24
North Lancashire	(80%) 945	241	1,185	(50%) 28	28	56	(54%) 94	80	174	(50%) 76	76	151
Pendle	(92%) 295	25	319	(100%) 8	1	8	(60%) 18	12	30	(67%) 8	4	12
Preston Ribble	(84%) 927	177	1,104	(92%) 24	2	26	(73%) 64	24	88	(96%) 26	1	27
South Fylde	(93%) 408	33	441	(88%) 15	1	17	(93%) 27	3	29	(100%) 4	0	4
District Total	(88%) 5,606	729	6,336	(73%) 202	73	275	(70%) 462	199	660	(64%) 198	109	307
Connexional Total	(89%) 181,893	22,593	204,486	(74%) 5,671	1,985	7,656	(65%) 13,527	7,313	20,839	(74%) 6,122	2,158	8,280

(4) - Averages are a mean, taking the total for the whole month and dividing by the 4 weeks

District: Lancashire

All Age Attendance October 2011

Circuit	Average ⁽⁴⁾ Sunday and % of total	Average Midweek	Average Weekly	Average Weekly Change from 2010
Accrington and Haslingden	(79%) 192	50	242	↓ -13%
Blackburn with Darwen	(94%) 299	20	319	↓ -11%
Blackpool	(82%) 326	71	396	↓ -20%
Burnley	(95%) 513	28	541	↑ 6%
Chorley and Leyland	(87%) 863	130	993	↑ 8%
Clitheroe	(84%) 246	47	294	↑ 1%
Great Harwood	(100%) 243	0	243	↑ 5%
North Fylde	(93%) 821	60	881	↑ 12%
North Lancashire	(73%) 1,142	423	1,566	↓ -1%
Pendle	(89%) 328	41	369	↓ -11%
Preston Ribble	(84%) 1,041	204	1,245	↓ -15%
South Fylde	(93%) 454	37	491	↓ -16%
District Total	(85%) 6,468	1,109	7,578	↓ -4%
Connexional Total	(86%) 207,213	34,048	241,261	↓ -2%

(4) - Averages are a mean, taking the total for the whole month and dividing by the 4 weeks

District: Lancashire

Year to October 2011 Reported Church activities

Circuit	Baptisms				Total Baptisms and Thanksgivings 2011	Marriages and blessings			Funerals		
	Under 1	1-12 years	Over 12	Thanks-givings		Marriages	Blessings	Total 2011	In church	Elsewhere	Total 2011
Accrington and Haslingden	4	2	0	0	6	6	0	6	16	22	38
Blackburn with Darwen	3	0	0	0	3	2	0	2	16	9	25
Blackpool	23	14	0	0	37	1	0	1	12	17	29
Burnley	11	8	2	6	27	2	0	2	26	35	61
Chorley and Leyland	42	8	8	0	58	11	1	12	44	39	83
Clitheroe	1	0	1	1	3	4	0	4	20	5	25
Great Harwood	8	0	0	0	8	3	0	3	11	7	18
North Fylde	30	15	3	0	48	16	1	17	46	71	117
North Lancashire	12	9	9	2	32	10	1	11	23	39	62
Pendle	7	1	0	1	9	3	2	5	15	14	29
Preston Ribble	21	14	0	2	37	15	4	19	43	29	72
South Fylde	7	0	0	0	7	4	1	5	11	5	16
District Total	169	71	23	12	275	77	10	87	283	292	575
Connexional Total	6,442	3,450	781	556	11,229	3,300	413	3,713	11,103	11,271	22,374

Circuit	Number of church buildings reported	Number of eco congregations reported	Number of carbon reduction measures											
			Draught Proofing	Low Energy Light	Unnecessary Lights	Heating Controls	Double Glazing	Insulation	High Efficiency Heating	Renewable Energy	Switch Supplier	Study Group	Information Provision	
Accrington and Haslingden	1	0	0	1	0	0	0	0	0	1	0	0	0	0
Blackburn with Darwen	6	0	2	0	3	4	1	0	0	1	0	0	0	1
Blackpool	7	0	0	3	2	2	0	0	0	1	0	0	0	0
Burnley	7	0	4	5	3	4	4	3	3	3	0	0	0	1
Chorley and Leyland	13	2	6	12	4	8	3	3	3	5	0	0	0	3
Clitheroe	5	0	2	3	0	2	2	1	1	3	1	0	0	0
Great Harwood	0	0	0	0	0	0	0	0	0	0	0	0	0	0
North Fylde	11	0	5	4	2	4	5	2	2	2	0	0	0	1
North Lancashire	6	0	2	4	2	2	2	3	3	6	0	1	0	0
Pendle	5	1	3	2	2	3	3	2	2	2	0	0	0	1
Preston Ribble	6	0	4	2	2	2	2	1	1	1	0	0	0	2
South Fylde	0	0	0	0	0	0	0	0	0	0	0	0	0	0
District Total	67	3	28	36	20	31	22	15	25	1	1	0	0	9
Connexional Total	2,754	221	788	1,529	676	1,087	781	669	750	80	85	67	0	417

Circuit Name	Total attendance at all groups	Total youth group attendance	Number of Groups	No. of Fresh Expressions of church	No. of Fresh Expressions of worship	No. of Youth groups	Number of groups Intended for:						
							male only	female only	both genders	Distinct Ethnic group	Regular church goers	Occasional church Goers	Non church goers
Accrington and Haslingden	● 209	75	13	1	0	3	2	4	7	4	8	4	1
Blackburn with Darwen	● 522	216	37	3	4	12	1	14	22	8	23	6	8
Blackpool	● 370	140	21	1	1	4	0	0	21	0	15	4	2
Burnley	● 242	102	17	3	2	4	1	1	15	8	15	0	2
Chorley and Leyland	● 1,352	732	61	2	1	27	7	9	45	0	33	19	9
Clitheroe	● 589	374	35	11	8	15	1	5	29	0	23	5	7
Great Harwood	○ 0	0	0	0	0	0	0	0	0	0	0	0	0
North Fylde	● 1,308	670	84	2	1	43	7	22	55	0	46	23	15
North Lancashire	● 1,017	552	67	13	6	29	3	10	54	16	44	10	13
Pendle	● 453	303	24	2	1	11	0	1	23	0	14	5	5
Preston Ribble	● 1,480	822	68	3	3	31	8	13	47	0	38	21	9
South Fylde	● 176	136	8	4	3	4	0	1	7	4	5	3	0
District Total	● 7,718	4,122	435	45	30	183	30	80	325	40	264	100	71
Connexional Total	● 213,749	118,577	12,033	1,071	1,180	5,268	676	2,490	8,910	2,666	6,922	2,398	2,743




- 1-100 people attending
- 101 - 250 people attending
- 250 hours - 1000 people attending
- Over 1000 people attending

District: Lancashire

2011 Average Adult congregation Demographics report (20+ years)

Circuit	Adult Congregation Gender Average		Adult Age Demographics Average			
	% Male	% Female	% 20-40 Years	% 41-65 Years	% 66-80 Years	81+ Years
Accrington and Haslingden	23	77	5	30	50	15
Blackburn with Darwen	37	63	4	20	46	30
Blackpool	28	72	4	12	61	22
Burnley	29	71	8	31	48	13
Chorley and Leyland	37	63	10	23	53	14
Clitheroe	36	64	8	24	55	13
Great Harwood	33	67	15	27	53	5
North Fylde	36	64	6	15	51	28
North Lancashire	41	59	11	30	41	18
Pendle	27	73	6	41	45	8
Preston Ribble	30	70	7	25	54	14
South Fylde	39	61	5	21	61	13
District Total	34	66	8	25	50	17
Connexional Total	33	67	7	23	50	19

This is a sliding scale so strength of colour represents %

-  0% of 25- 40 year olds
-  5% of 25- 40 year olds
-  10% of 25-40 year olds

District: Lancashire

Church wider context categories 2011

Circuit	Numbers of churches and % of District Total													
	Not specified		City Centre		Council Estate		Inner City		Suburban Neighbourhood		Small Town		Village Rural	
Accrington and Haslingden	0		0		0		0		2		2		2	
Blackburn with Darwen	0		1		1		0		5		2		1	
Blackpool	0		2		0		0		5		0		0	
Burnley	0		1		1		0		4		1		2	
Chorley and Leyland	0		0		0		0		3		3		6	
Clitheroe	0		0		0		0		0		1		4	
Great Harwood	0		0		0		0		0		3		0	
North Fylde	0		0		0		0		6		3		1	
North Lancashire	0		0		0		1		3		2		18	
Pendle	0		0		0		0		2		4		3	
Preston Ribble	1		1		3		2		3		2		4	
South Fylde	0		0		0		0		3		2		1	
District Total	1	(1%)	5	(4%)	5	(4%)	3	(3%)	36	(31%)	25	(21%)	42	(36%)
Connexional Total	5	(0%)	111	(2%)	260	(5%)	289	(6%)	1,177	(23%)	996	(20%)	2,185	(43%)

District: Lancashire**Congregations with worship in a language other than English or Welsh**

Circuit	Reported Response:		
	Yes	No	No response
Accrington and Haslingden	0	6	0
Blackburn with Darwen	0	10	0
Blackpool	0	7	0
Burnley	0	9	0
Chorley and Leyland	0	12	0
Clitheroe	0	5	0
Great Harwood	0	3	0
North Fylde	0	10	0
North Lancashire	0	24	0
Pendle	0	9	0
Preston Ribble	0	16	0
South Fylde	0	6	0
District Total	0	117	0
	(0%)	(100%)	0
Connexional Total	68	4,802	153
	(1%)	(96%)	

Circuit	Staffing				Number of Community Engagement Projects the church runs or participates in with funding from:										
	Volunteers Active	Employees Active	Employee weekly combined hours	avg hours per employee	Connexional	Government	District	Local Authority	Christian Charity	Other charity	Private Donor	Ecumenical Source	Lottery	Other external	
Accrington and Haslingden	44	0	○ 0	0	0	0	0	0	0	0	0	0	0	0	
Blackburn with Darwen	91	2	◐ 56	28	0	0	0	0	0	0	0	0	0	0	
Blackpool	53	6	◑ 150	25	0	0	0	0	0	0	0	0	0	0	
Burnley	70	2	◐ 74	37	0	0	0	0	0	0	0	0	0	0	
Chorley and Leyland	129	0	○ 0	0	0	0	0	0	0	0	0	0	0	1	
Clitheroe	2	0	○ 0	0	0	0	0	0	0	0	0	0	0	0	
Great Harwood	0	0	○ 0	0	0	0	0	0	0	0	0	0	0	0	
North Fylde	165	8	◑ 145	18	0	0	0	0	0	0	0	0	0	0	
North Lancashire	69	3	◐ 63	21	1	0	1	0	0	0	0	0	0	0	
Pendle	36	1	◐ 20	20	0	0	0	0	0	0	0	0	0	0	
Preston Ribble	164	0	○ 0	0	0	0	1	0	0	0	0	0	0	1	
South Fylde	13	0	○ 0	0	0	0	0	0	0	0	0	0	0	0	
District Total	836	22	◑ 508	23	1	0	2	0	0	0	0	0	0	2	
Connexional Total	34,346	656	● 10,300	16	20	85	167	10	42	84	69	45	15	104	

○ 0 hours
◐ 1-100 hours
◑ 101-250 hours
◒ 250-1000 hours
● Over 1000 hours

District: Lancashire

2011 Church members involvement report

Circuit Name	Ex-Officio Involvement				Number of churches from which members lead worship in...						
	School Governors	Trustees	Churches Together Role	Local Authority Role	Schools	Homes for the Elderly	Nursing Homes	Hospitals	Local Businesses	Rural non-church contexts	Prisons
Accrington and Haslingden	0	0	2	0	2	1	2	2	0	0	0
Blackburn with Darwen	1	0	1	0	1	2	1	2	0	0	0
Blackpool	1	1	4	0	5	3	0	1	0	0	0
Burnley	0	2	2	0	3	4	4	2	0	0	0
Chorley and Leyland	0	1	6	0	2	5	2	0	0	0	0
Clitheroe	2	0	3	1	4	0	0	1	0	0	0
Great Harwood	2	1	2	2	1	2	1	2	0	0	0
North Fylde	2	2	3	2	4	1	1	0	0	0	0
North Lancashire	4	6	12	1	7	9	5	0	1	0	0
Pendle	3	3	5	1	8	4	1	1	1	0	1
Preston Ribble	4	3	7	3	9	7	5	1	1	0	1
South Fylde	1	1	1	0	1	1	1	0	0	0	0
District Total	20	20	48	10	47	39	23	12	3	0	2
Connexional Total	1,024	1,072	1,893	447	1,551	1,336	835	405	76	130	110

Churches Together Denominational Partnerships ⁽⁵⁾

Circuit Name	No. Of churches involved in CT	CofE	URC	Baptist	Roman Catholic	Other					
Accrington and Haslingden	5	5	2	2	2	0					
Blackburn with Darwen	5	5	5	5	3	0					
Blackpool	5	5	0	4	5	0					
Burnley	4	3	2	1	2	0					
Chorley and Leyland	8	8	6	1	8	0					
Clitheroe	2	3	1	1	1	0					
Great Harwood	3	3	1	0	1	0					
North Fylde	5	5	1	3	2	0					
North Lancashire	13	12	5	10	11	0					
Pendle	4	4	2	3	2	0					
Preston Ribble	9	9	3	3	6	0					
South Fylde	1	1	0	0	0	0					
District Total	64	63	(98%)	28	(44%)	33	(52%)	43	(67%)	0	(0%)
Connexional Total	2,465	2,306	(94%)	1,129	(46%)	1,158	(47%)	1,791	(73%)	196	(8%)

(5) - where churches together partnerships are multi-denominational, these appear in more than one column so percentage totals for circuits will add up to more than 100%

Circuit Name	Informal Ecumenical links (non-CT, non LEP)						Inter-Faith Links					Nature of Links				
	Churches with Ecumenical and Inter-Faith Links	CofE	URC	Baptist	Roman Catholic	Other Denomination	Islam	Judaism	Sikhism	Buddhism	Hinduism	Worship	Fellowship	Mission	Group	Working towards formal LEP/Covenant partnership
Accrington and Haslingden	4	3	0	0	0	0	0	0	0	0	3	2	1	1	0	
Blackburn with Darwen	2	1	0	1	1	0	0	0	0	0	1	1	0	1	0	
Blackpool	3	3	0	0	0	0	0	0	0	0	3	0	0	0	0	
Burnley	6	7	0	0	0	0	0	0	0	0	5	0	0	3	0	
Chorley and Leyland	4	2	1	0	1	0	1	1	1	1	2	0	0	3	0	
Clitheroe	1	2	0	0	0	0	0	0	0	0	1	1	0	1	0	
Great Harwood	1	1	1	1	1	0	0	0	0	0	1	0	0	0	0	
North Fylde	5	4	1	1	0	0	0	0	0	0	4	1	0	1	0	
North Lancashire	15	12	2	1	1	0	1	1	0	1	11	6	3	5	1	
Pendle	4	4	0	1	2	0	0	0	0	0	1	1	1	3	1	
Preston Ribble	6	5	0	0	0	0	0	0	0	0	5	1	0	1	0	
South Fylde	3	4	0	1	1	0	0	0	0	0	2	1	1	0	0	
District Total	54	48	5	6	7	0	2	2	1	2	39	14	6	19	2	
Connexional Total	1,881	1,474	264	328	415	147	107	75	57	41	1,223	727	301	740	68	

District: Lancashire

Congregations with worship in a language other than English or Welsh

church name	Yes	No	No response	What Language (text entered locally)
District Total	0	117	0	
Connexional total	68	4,802	153	