

District: Plymouth and Exeter

Membership 2010 to 2011 (All churches)

Circuit	Church communities 2011 (total and as a per cent of Connexion)	Membership 2011 as recorded	Membership 2011 full estimate (total and as a per cent of Connexion)	Survey Response rate	Recorded Membership Change from 2010	Pastoral Others
Bideford and Shebbear	18	422	422	100%	↓-13%	361
Bude and Holsworthy	22	704	704	100%	↓-3%	915
Exeter, Coast and Country	27	1,621	1,621	100%	↑2%	1,500
Ilfracombe and Barnstaple	17	437	437	100%	↑11%	802
Plymouth and Devonport	21	1,217	1,217	100%	↓-2%	2,452
Plymouth Methodist Mission	1	355	355	100%	↑5%	250
Ringsash	5	170	170	100%	↓-7%	32
South Devon	9	242	242	100%	↓-6%	232
South Molton and Ringsash	13	270	272	92%	↓-2%	160
South Petherton and Crewkerne	10	340	340	100%	↓-3%	634
Taunton Deane and South Sedgemoor	7	451	451	100%	↑3%	342
Tavistock	9	252	259	89%	↑7%	542
Teignbridge	11	663	663	100%	↓-2%	289
Tiverton and Wellington	10	340	340	100%	↓-1%	588
Torbay	9	639	639	100%	↓-11%	536
West Devon	23	369	369	100%	→0%	455
West Somerset	10	254	254	100%	↓-4%	24
District Total	222 (5%)	8,746	8,755 (4%)	99%	↓-1%	10,114
Connexional Total	5,023 (100%)	226,941	230,060 (100%)	96%	↓-1%	269,227

District: Plymouth and Exeter

2011 Local Ecumenical Partnership (LEP) report

Circuit	Number of LEPs	Total estimated LEP membership	Methodist Members		Estimated Methodist portion of joint members and % of district total		URC members	Baptist members	CofE members	Other members
			in LEPs and district total	% of LEP district total	members	% of district total				
Bideford and Shebbear	0	0	0		0		0	0	0	0
Bude and Holsworthy	1	35	35		0		0	0	0	0
Exeter, Coast and Country	0	0	0		0		0	0	0	0
Ilfracombe and Barnstaple	6	384	158		75		53	0	78	0
Plymouth and Devonport	3	213	62		57		39	7	7	12
Plymouth Methodist Mission	0	0	0		0		0	0	0	0
Ringsash	0	0	0		0		0	0	0	0
South Devon	1	23	23		0		0	0	0	0
South Molton and Ringsash	0	0	0		0		0	0	0	0
South Petherton and Crewkerne	1	14	14		0		0	0	0	0
Taunton Deane and South Sedgemoor	0	0	0		0		0	0	0	0
Tavistock	3	83	13		12		4	0	42	0
Teignbridge	1	261	204		40		17	0	0	0
Tiverton and Wellington	0	0	0		0		0	0	0	0
Torbay	1	161	0		161		0	0	0	0
West Devon	2	109	80		15		12	0	0	0
West Somerset	0	0	0		0		0	0	0	0
District Total	19	1,283	589	(46%)	360	(28%)	125	7	127	12
Connexional Total	499	37,862	12,962	(34%)	6,727	(18%)	4,229	505	7,844	2,937

District: Plymouth and Exeter

Reported membership gains and losses report (all churches) year to October 2011

Circuit	Gains			Losses		
	Confirmations and received into membership	Transfers in	Other gains	Deaths	Transfers out	Other losses
Bideford and Shebbear	8	4	2	10	49	4
Bude and Holsworthy	4	1	0	22	4	18
Exeter, Coast and Country	17	87	3	45	35	7
Ilfracombe and Barnstaple	2	5	0	12	6	6
Plymouth and Devonport	19	33	1	41	17	14
Plymouth Methodist Mission	10	5	0	4	5	2
Ringsash	2	0	0	5	3	0
South Devon	5	3	1	15	10	0
South Molton and Ringsash	1	1	0	5	0	1
South Petherton and Crewkerne	6	6	0	7	7	3
Taunton Deane and South Sedgemoor	0	7	18	11	4	1
Tavistock	3	0	0	3	4	3
Teignbridge	13	12	0	27	6	0
Tiverton and Wellington	3	10	0	6	6	6
Torbay	1	21	0	22	26	4
West Devon	7	4	1	6	3	1
West Somerset	0	9	0	17	5	0
District Total	101	208	26	258	190	70
Connexional Total	3,188	4,268	1,281	6,896	3,274	4,709

District: Plymouth and Exeter

October 2011 attendance report (all churches)

Circuit	Adult			Under 5 years			5-12 years			13-19 years		
	Average ⁽⁴⁾ Sunday: total and as a per cent of weekly	Average Midweek	Average Weekly	Average Sunday: total and as a per cent of weekly	Average Midweek	Average Weekly	Average Sunday: total and as a per cent of weekly	Average Midweek	Average Weekly	Average Sunday: total and as a per cent of weekly	Average Midweek	Average Weekly
Bideford and Shebbear	(98%) 355	7	362	(100%) 6	0	6	(92%) 11	1	12	(88%) 7	1	8
Bude and Holsworthy	(77%) 506	151	657	(100%) 8	0	8	(97%) 31	1	32	(95%) 39	2	41
Exeter, Coast and Country	(90%) 1,372	150	1,522	(100%) 31	0	31	(74%) 48	17	65	(89%) 39	6	44
Ilfracombe and Barnstaple	(93%) 578	46	624	(100%) 12	0	12	(100%) 26	0	26	(100%) 8	0	8
Plymouth and Devonport	(96%) 1,132	50	1,182	(100%) 27	0	27	(100%) 62	0	62	(92%) 82	6	89
Plymouth Methodist Mission	(79%) 339	92	431	(100%) 14	0	14	(89%) 16	2	18	(74%) 25	10	34
Ringsash	(85%) 174	31	205	(100%) 12	0	12	(94%) 31	2	33	(83%) 19	4	23
South Devon	(85%) 208	36	244	(100%) 4	0	4	(100%) 6	0	6	(100%) 3	0	3
South Molton and Ringsash	(100%) 230	0	230	(100%) 4	0	4	(100%) 7	0	7	(100%) 1	0	1
South Petherton and Crewkerne	(82%) 293	63	356	(29%) 2	5	7	(21%) 11	41	52	(25%) 2	6	8
Taunton Deane and South Sedgemoor	(83%) 268	53	321	(50%) 3	3	6	(46%) 13	15	28	(100%) 3	0	3
Tavistock	(99%) 332	4	336	(100%) 15	0	15	(100%) 32	0	32	(100%) 30	0	30
Teignbridge	(100%) 471	0	471	(100%) 4	0	4	(100%) 19	0	19	(100%) 6	0	6
Tiverton and Wellington	(100%) 265	0	265	(100%) 4	0	4	(100%) 18	0	18	(100%) 5	0	5
Torbay	(88%) 496	66	561	(71%) 10	5	14	(44%) 24	30	54	(36%) 5	8	14
West Devon	(70%) 394	171	564	(75%) 6	2	8	(78%) 25	7	32	(50%) 7	7	14
West Somerset	(96%) 217	8	226	(100%) 6	0	6	(100%) 3	0	3	(100%) 8	0	8
District Total	(89%) 7,629	927	8,556	(92%) 166	14	180	(77%) 381	117	498	(85%) 287	50	336
Connexional Total	(89%) 181,893	22,593	204,486	(74%) 5,671	1,985	7,656	(65%) 13,527	7,313	20,839	(74%) 6,122	2,158	8,280

(4) - Averages are a mean, taking the total for the whole month and dividing by the 4 weeks

District: Plymouth and Exeter

All Age Attendance October 2011

Circuit	Average ⁽⁴⁾ Sunday and % of total	Average Midweek	Average Weekly	Average Weekly Change from 2010	
Bideford and Shebbear	(98%) 379	9	388	↑	4%
Bude and Holsworthy	(79%) 584	154	738	↑	3%
Exeter, Coast and Country	(90%) 1,490	172	1,662	↑	10%
Ilfracombe and Barnstaple	(93%) 624	46	669	↑	4%
Plymouth and Devonport	(96%) 1,304	57	1,360	↑	8%
Plymouth Methodist Mission	(79%) 393	104	497	↓	-30%
Ringsash	(87%) 236	37	272	↓	-24%
South Devon	(86%) 220	36	255	↓	-26%
South Molton and Ringsash	(100%) 241	0	241	↓	-13%
South Petherton and Crewkerne	(73%) 308	115	423	↑	4%
Taunton Deane and South Sedgemoor	(80%) 287	71	358	↑	7%
Tavistock	(99%) 408	4	412	↓	-1%
Teignbridge	(100%) 501	0	501	↓	-12%
Tiverton and Wellington	(100%) 291	0	291	↓	-10%
Torbay	(83%) 535	109	643	↑	6%
West Devon	(70%) 431	187	618	↑	31%
West Somerset	(97%) 233	8	242	↓	-2%
District Total	(88%) 8,463	1,107	9,570	→	0%
Connexional Total	(86%) 207,213	34,048	241,261	↓	-2%

(4) - Averages are a mean, taking the total for the whole month and dividing by the 4 weeks

District: Plymouth and Exeter

Year to October 2011 Reported Church activities





Circuit	Baptisms			Thanks- givings	Total Baptisms and Thanksgivings 2011	Marriages and blessings			Funerals		
	Under 1	1-12 years	Over 12			Marriages	Blessings	Total 2011	In church	Elsewhere	Total 2011
Bideford and Shebbear	10	2	0	1	13	10	0	10	23	16	39
Bude and Holsworthy	18	0	6	0	24	9	0	9	40	18	58
Exeter, Coast and Country	20	14	4	3	41	22	1	23	76	52	128
Ilfracombe and Barnstaple	12	0	2	0	14	10	1	11	32	40	72
Plymouth and Devonport	22	32	8	4	66	21	4	25	76	79	155
Plymouth Methodist Mission	3	0	3	5	11	4	0	4	6	6	12
Ringsash	0	0	0	4	4	5	0	5	9	1	10
South Devon	0	0	0	0	0	1	1	2	21	5	26
South Molton and Ringsash	2	1	0	0	3	1	0	1	8	25	33
South Petherton and Crewkerne	3	3	0	0	6	2	0	2	18	17	35
Taunton Deane and South Sedgemoor	5	0	0	0	5	0	0	0	9	12	21
Tavistock	10	3	1	2	16	5	0	5	45	5	50
Teignbridge	12	3	0	0	15	4	1	5	37	8	45
Tiverton and Wellington	2	3	2	0	7	0	0	0	11	1	12
Torbay	14	5	0	0	19	4	0	4	29	9	38
West Devon	7	4	0	0	11	7	0	7	14	27	41
West Somerset	2	4	1	0	7	2	0	2	14	1	15
District Total	142	74	27	19	262	107	8	115	468	322	790
Connexional Total	6,442	3,450	781	556	11,229	3,300	413	3,713	11,103	11,271	22,374

Circuit	Number of church buildings reported	Number of eco congregations reported	Number of carbon reduction measures										
			Draught Proofing	Low Energy Light	Unnecessary Lights	Heating Controls	Double Glazing	Insulation	High Efficiency Heating	Renewable Energy	Switch Supplier	Study Group	Information Provision
Bideford and Shebbear	2	0	0	1	0	0	2	0	0	0	0	0	1
Bude and Holsworthy	0	0	0	0	0	0	0	0	0	0	0	0	0
Exeter, Coast and Country	16	2	11	11	3	11	6	2	2	1	2	0	3
Ilfracombe and Barnstaple	2	0	1	2	1	2	0	0	0	0	0	0	0
Plymouth and Devonport	4	0	3	1	1	2	0	0	1	0	0	0	0
Plymouth Methodist Mission	1	0	0	1	0	1	1	0	0	1	0	0	0
Ringsash	4	0	0	3	0	3	0	0	0	0	0	0	0
South Devon	5	2	0	4	0	5	1	0	3	0	0	1	0
South Molton and Ringsash	0	0	0	0	0	0	0	0	0	0	0	0	0
South Petherton and Crewkerne	2	0	0	0	0	0	0	0	0	0	0	1	0
Taunton Deane and South Sedgemoor	9	0	4	6	5	3	2	2	2	0	0	0	0
Tavistock	4	1	2	2	1	1	0	0	0	0	0	0	1
Teignbridge	0	0	0	0	0	0	0	0	0	0	0	0	0
Tiverton and Wellington	3	1	2	3	0	0	1	1	0	2	0	0	1
Torbay	9	0	2	7	2	5	3	2	4	0	0	0	5
West Devon	4	0	2	2	1	2	0	1	2	0	0	0	1
West Somerset	0	0	0	0	0	0	0	0	0	0	0	0	0
District Total	65	6	27	43	14	35	16	8	14	4	2	2	12
Connexional Total	2,754	221	788	1,529	676	1,087	781	669	750	80	85	67	417

District: Plymouth and Exeter

Church Groups report

Circuit Name	Total attendance at all groups	Total youth group attendance	Number of Groups	No. of Fresh Expressions of church	No. of Fresh Expressions of worship	No. of Youth groups	Number of groups Intended for:						
							male only	female only	both genders	Distinct Ethnic group	Regular church goers	Occasional church Goers	Non church goers
Bideford and Shebbear	111	47	10	1	2	4	0	1	9	1	5	4	1
Bude and Holsworthy	162	50	8	1	3	2	0	0	8	0	4	3	1
Exeter, Coast and Country	1,443	917	87	4	5	41	4	18	65	9	53	10	24
Ilfracombe and Barnstaple	374	210	18	2	4	6	0	6	12	3	11	4	3
Plymouth and Devonport	1,195	598	73	13	15	30	6	9	58	41	43	12	18
Plymouth Methodist Mission	191	120	8	1	3	5	1	1	6	0	4	3	1
Ringsash	69	55	3	2	1	2	0	0	3	0	0	3	0
South Devon	152	32	15	0	0	2	0	1	14	1	8	5	2
South Molton and Ringsash	115	115	4	3	4	4	0	0	4	1	0	4	0
South Petherton and Crewkerne	474	246	21	4	1	7	1	5	15	14	9	8	4
Taunton Deane and South Sedgemoor	193	121	16	3	1	10	1	3	12	0	4	5	7
Tavistock	430	266	34	0	0	15	1	9	24	0	19	8	7
Teignbridge	85	85	2	2	2	2	0	0	2	0	0	0	2
Tiverton and Wellington	202	50	15	1	0	1	0	0	15	4	13	2	0
Torbay	262	67	15	3	3	3	2	4	9	13	12	2	1
West Devon	946	731	33	3	8	16	2	6	25	33	22	7	4
West Somerset	71	13	8	5	3	2	1	1	6	0	3	2	3
District Total	6,475	3,723	370	48	55	152	19	64	287	120	210	82	78
Connexional Total	213,749	118,577	12,033	1,071	1,180	5,268	676	2,490	8,910	2,666	6,922	2,398	2,743

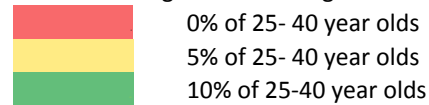
-  1-100 people attending
-  101 - 250 people attending
-  250 hours - 1000 people attending
-  Over 1000 people attending

District: Plymouth and Exeter

2011 Average Adult congregation Demographics report (20+ years)

Circuit	Adult Congregation Gender Average		Adult Age Demographics Average			
	% Male	% Female	% 20-40 Years	% 41-65 Years	% 66-80 Years	81+ Years
Bideford and Shebbear	36	64	3	22	57	12
Bude and Holsworthy	31	69	3	17	63	17
Exeter, Coast and Country	38	62	5	17	56	22
Ifracombe and Barnstaple	35	65	5	15	56	18
Plymouth and Devonport	32	68	7	26	54	13
Plymouth Methodist Mission	43	57	25	37	34	4
Ringsash	43	57	15	40	33	12
South Devon	33	67	3	28	51	17
South Molton and Ringsash	31	69	2	16	70	13
South Petherton and Crewkerne	30	70	3	23	61	13
Taunton Deane and South Sedgemoor	33	67	4	15	55	26
Tavistock	34	66	5	40	31	24
Teignbridge	41	59	8	25	51	16
Tiverton and Wellington	34	67	8	20	59	14
Torbay	30	70	6	16	58	20
West Devon	42	58	5	27	51	17
West Somerset	28	72	6	15	50	29
District Total	35	65	5	22	55	17
Connexional Total	33	67	7	23	50	19

This is a sliding scale so strength of colour represents %



District: Plymouth and Exeter

Church wider context categories 2011

Circuit	Numbers of churches and % of District Total													
	Not specified		City Centre		Council Estate		Inner City		Suburban Neighbourhood		Small Town		Village Rural	
Bideford and Shebbear	0		0		0		0		0		3		15	
Bude and Holsworthy	0		0		0		0		0		3		19	
Exeter, Coast and Country	0		1		1		1		6		9		9	
Ilfracombe and Barnstaple	0		0		0		0		3		2		12	
Plymouth and Devonport	0		1		1		2		12		3		2	
Plymouth Methodist Mission	0		1		0		0		0		0		0	
Ringsash	0		0		0		0		0		0		5	
South Devon	0		0		0		0		0		4		5	
South Molton and Ringsash	0		0		0		0		0		1		12	
South Petherton and Crewkerne	0		0		0		0		0		3		7	
Taunton Deane and South Sedgemoor	0		1		0		0		2		1		3	
Tavistock	0		0		0		0		0		1		8	
Teignbridge	0		0		1		0		0		6		4	
Tiverton and Wellington	0		0		0		0		0		2		8	
Torbay	0		1		1		0		5		2		0	
West Devon	0		0		0		0		0		3		20	
West Somerset	0		0		0		0		0		5		5	
District Total	0	(0%)	5	(2%)	4	(2%)	3	(1%)	28	(13%)	48	(22%)	134	(60%)
Connexional Total	5	(0%)	111	(2%)	260	(5%)	289	(6%)	1,177	(23%)	996	(20%)	2,185	(43%)

District: Plymouth and Exeter

Congregations with worship in a language other than English or Welsh

Circuit	Reported Response:			
	Yes	No	No response	
Bideford and Shebbear	0	18	0	
Bude and Holsworthy	0	22	0	
Exeter, Coast and Country	2	25	0	
Ilfracombe and Barnstaple	0	17	1	
Plymouth and Devonport	1	20	0	
Plymouth Methodist Mission	0	1	0	
Ringsash	0	5	0	
South Devon	0	9	0	
South Molton and Ringsash	0	13	0	
South Petherton and Crewkerne	0	10	0	
Taunton Deane and South Sedgemoor	0	7	0	
Tavistock	0	8	0	
Teignbridge	0	11	0	
Tiverton and Wellington	0	10	0	
Torbay	0	9	0	
West Devon	0	23	0	
West Somerset	0	10	0	
District Total	3	(1%)	218	(98%)
Connexional Total	68	(1%)	4,802	(96%)

Circuit	Staffing				Number of Community Engagement Projects the church runs or participates in with funding from:										
	Volunteers Active	Employees Active	Employee weekly combined hours	avg hours per employee	Connexional	Government	District	Local Authority	Christian Charity	Other charity	Private Donor	Ecumenical Source	Lottery	Other external	
Bideford and Shebbear	34	0	○ 0	0	0	0	1	0	0	0	0	0	0	0	
Bude and Holsworthy	25	0	○ 0	0	0	1	0	0	0	0	0	0	0	0	
Exeter, Coast and Country	168	2	◐ 45	23	0	1	0	0	0	0	0	0	0	0	
Ilfracombe and Barnstaple	34	0	○ 0	0	0	1	1	0	0	0	0	0	0	0	
Plymouth and Devonport	295	3	◑ 67	22	0	0	2	0	0	0	0	0	0	1	
Plymouth Methodist Mission	130	18	◒ 328	18	0	0	0	0	0	0	0	0	0	1	
Ringsash	27	0	○ 0	0	0	0	0	0	0	0	0	0	0	0	
South Devon	53	0	○ 0	0	0	0	0	0	0	0	0	0	0	0	
South Molton and Ringsash	15	0	○ 0	0	0	0	4	0	0	0	0	1	0	0	
South Petherton and Crewkerne	58	3	◐ 45	15	0	0	0	0	0	0	0	0	0	0	
Taunton Deane and South Sedgemoor	34	1	◑ 8	8	0	0	0	0	0	1	0	1	0	0	
Tavistock	102	3	◑ 60	20	0	0	0	0	0	0	0	0	0	0	
Teignbridge	0	0	○ 0	0	0	0	0	0	0	0	0	0	0	0	
Tiverton and Wellington	72	0	○ 0	0	0	0	0	0	0	0	0	0	0	0	
Torbay	48	0	○ 0	0	0	0	0	0	0	0	0	0	0	2	
West Devon	102	0	○ 0	0	0	1	1	0	0	0	0	1	0	1	
West Somerset	8	0	○ 0	0	0	1	0	0	0	0	0	0	0	0	
District Total	1,205	30	◒ 553	18	0	5	9	0	0	1	0	3	0	5	
Connexional Total	34,346	656	● 10,300	16	20	85	167	10	42	84	69	45	15	104	

○ 0 hours
 ◐ 1-100 hours
 ◑ 101-250 hours
 ◒ 250-1000 hours
 ● Over 1000 hours

District: Plymouth and Exeter

2011 Church members involvement report

Circuit Name	Ex-Officio Involvement				Number of churches from which members lead worship in...						
	School Governors	Trustees	Churches Together Role	Local Authority Role	Schools	Homes for the Elderly	Nursing Homes	Hospitals	Local Businesses	Rural non-church contexts	Prisons
Bideford and Shebbear	7	5	10	4	10	9	6	4	1	1	1
Bude and Holsworthy	9	13	6	3	8	7	4	2	0	0	2
Exeter, Coast and Country	10	5	11	2	9	8	4	2	1	0	0
Ilfracombe and Barnstaple	5	4	6	2	5	4	2	4	0	0	1
Plymouth and Devonport	5	7	12	1	5	2	0	2	0	1	0
Plymouth Methodist Mission	0	0	0	0	0	0	0	0	0	0	0
Ringsash	0	0	1	0	1	1	1	0	0	0	0
South Devon	0	0	2	0	0	1	0	0	0	0	0
South Molton and Ringsash	2	3	11	4	6	3	4	2	0	0	2
South Petherton and Crewkerne	1	2	5	1	1	2	1	0	0	0	0
Taunton Deane and South Sedgemoor	1	0	2	1	5	0	0	0	0	0	0
Tavistock	2	1	2	1	4	3	4	0	0	0	0
Teignbridge	4	6	6	1	3	3	3	1	1	1	2
Tiverton and Wellington	2	0	2	1	0	1	0	0	0	0	0
Torbay	1	0	2	0	3	0	0	0	0	0	0
West Devon	7	7	11	3	7	11	7	3	0	0	2
West Somerset	2	1	5	0	2	4	3	0	0	0	0
District Total	58	54	94	24	69	59	39	20	3	3	10
Connexional Total	1,024	1,072	1,893	447	1,551	1,336	835	405	76	130	110

Churches Together Denominational Partnerships ⁽⁵⁾

Circuit Name	No. Of churches involved in CT	CofE	URC	Baptist	Roman Catholic	Other					
Bideford and Shebbear	13	14	7	8	10	0					
Bude and Holsworthy	10	10	3	3	4	0					
Exeter, Coast and Country	12	13	5	3	7	0					
Ilfracombe and Barnstaple	8	8	2	4	2	1					
Plymouth and Devonport	9	9	7	4	8	0					
Plymouth Methodist Mission	0	0	0	0	0	0					
Ringsash	2	2	0	0	1	0					
South Devon	1	2	0	0	1	0					
South Molton and Ringsash	10	9	7	5	9	0					
South Petherton and Crewkerne	3	3	2	1	1	0					
Taunton Deane and South Sedgemoor	1	3	1	1	0	0					
Tavistock	2	2	0	0	1	0					
Teignbridge	5	5	1	3	4	0					
Tiverton and Wellington	3	3	1	1	1	0					
Torbay	2	2	1	0	2	0					
West Devon	15	16	10	11	13	0					
West Somerset	10	9	7	3	9	0					
District Total	106	110	(104%)	54	(51%)	47	(44%)	73	(69%)	1	(1%)
Connexional Total	2,465	2,306	(94%)	1,129	(46%)	1,158	(47%)	1,791	(73%)	196	(8%)

(5) - where churches together partnerships are multi-denominational, these appear in more than one column so percentage totals for circuits will add up to more than 100%

Circuit Name	Informal Ecumenical links (non-CT, non LEP)						Inter-Faith Links					Nature of Links				
	Churches with Ecumenical and Inter-Faith Links	CofE	URC	Baptist	Roman Catholic	Other Denomination	Islam	Judaism	Sikhism	Buddhism	Hinduism	Worship	Fellowship	Mission	Group	Working towards formal LEP/Covenant partnership
Bideford and Shebbear	7	6	1	1	1	0	0	0	0	0	0	3	0	1	1	0
Bude and Holsworthy	11	10	1	4	2	0	1	0	0	0	0	9	6	6	6	0
Exeter, Coast and Country	12	11	1	0	2	0	1	0	1	0	1	8	5	1	2	1
Ilfracombe and Barnstaple	8	5	0	1	2	0	0	0	0	0	0	4	2	0	3	0
Plymouth and Devonport	10	10	0	1	4	0	0	0	0	0	0	7	1	1	2	0
Plymouth Methodist Mission	1	1	1	0	0	0	0	0	0	0	0	0	0	0	0	0
Ringsash	3	2	0	0	0	0	0	0	0	0	0	2	0	0	0	0
South Devon	4	4	0	0	1	0	0	0	0	0	0	3	2	2	1	0
South Molton and Ringsash	7	2	1	0	0	0	1	1	0	0	0	3	1	2	3	1
South Petherton and Crewkerne	4	4	1	0	1	0	0	0	0	0	0	3	1	0	1	0
Taunton Deane and South Sedgemoor	4	3	0	0	0	0	0	0	0	0	0	3	2	2	1	0
Tavistock	6	5	0	0	0	0	0	0	0	0	0	2	0	0	0	0
Teignbridge	7	6	1	1	2	1	0	0	0	0	0	0	1	1	2	0
Tiverton and Wellington	4	3	0	0	2	0	0	0	0	0	0	0	2	0	0	0
Torbay	2	1	0	0	0	0	0	0	0	0	0	0	0	2	0	0
West Devon	5	4	0	2	2	0	0	0	0	0	0	4	4	1	4	0
West Somerset	4	5	0	1	2	0	0	0	0	0	0	4	2	1	4	0
District Total	99	82	7	11	21	1	3	1	1	0	1	55	29	20	30	2
Connexional Total	1,881	1,474	264	328	415	147	107	75	57	41	66	1,223	727	301	740	68

District: Plymouth and Exeter

Congregations with worship in a language other than English or Welsh

church name	Yes	No	No response	What Language (text entered locally)
Crownhill	1	0	0	Fijian
Mint	1	0	0	Korean
Sidwell Street	1	0	0	Malayalam
District Total	3	218	1	
Connexional total	68	4,802	153	